



PSW
PAKISTAN SINGLE WINDOW

PORT COMMUNITY SYSTEM OF PAKISTAN

USER MANUAL

PCS-DO Process - Customs Agents (CA)

This Manual outlines the process for requesting Delivery Order by Customs Agents



2026

Confidential Information:

The information provided in this document is intended solely for the use of PSW. The contents of this document may not be reproduced or divulged outside the intended organizations without the express written permission of PSW.

TABLE OF CONTENTS

1. Introduction.....	4
2. BACKGROUND	5
3. Salient Features of PortVerse:.....	6
4. Pre-Requisites for Cross Border Trade and Financial Transactions	7
5. System Requirements	7
6. Step by Step Process – customs agents	8
6.1. User Login.....	8
6.2. Issuance Request	9
6.3. View Delivery Order	19
6.4. Extension Request.....	23
6.5. View Invoice.....	25
6.6. Generate PSID in PCS	26
6.7. Print Delivery Order	29
7. Contact Information Need any assistance?.....	30



Table of Figures

Figure 1.....	8
Figure 2.....	8
Figure 3.....	9
Figure 4.....	9
Figure 5.....	10
Figure 6.....	10
Figure 7.....	11
Figure 8.....	11
Figure 9.....	12
Figure 10.....	13
Figure 11.....	14
Figure 12.....	14
Figure 13.....	15
Figure 14.....	15
Figure 15.....	17
Figure 16.....	17
Figure 17.....	18
Figure 18.....	19
Figure 19.....	19
Figure 20.....	20
Figure 21.....	20
Figure 22.....	21
Figure 23.....	21
Figure 24.....	22
Figure 25.....	23
Figure 26.....	23
Figure 27.....	24
Figure 28.....	25
Figure 29.....	25
Figure 30.....	26
Figure 31.....	27
Figure 32.....	27
Figure 33.....	28
Figure 34.....	28
Figure 35.....	29
Figure 36.....	29



1. Introduction

Welcome to the Port Community System - PortVerse User Manual, your comprehensive guide to understanding this digital platform. PortVerse is designed to optimize, digitalize, and integrate port operations, logistics processes, and regulatory procedures across Pakistan's maritime ports. It aims to enhance interagency coordination, streamline cargo management, and replace outdated, paper intensive processes with efficient digital workflows. As an integral part of the Pakistan Single Window (PSW) initiative, PortVerse serves as a centralized hub, connecting port authorities, terminal operators, customs, logistics providers, and other stakeholders. This integration facilitates smoother, faster, and more transparent port operations, reducing congestion and aligning with the broader PSW framework. PortVerse is not just a tool for managing daily operations, but a strategic asset aimed at modernizing Pakistan's maritime trade environment, making it more competitive on the global stage. This manual will guide you through PortVerse's features and functionalities, providing the knowledge and tools you need to navigate and leverage the platform for enhanced efficiency and productivity



2. BACKGROUND

As a signatory to the WTO's Trade Facilitation Agreement (2015), Pakistan committed to establishing a 'National Single Window' (NSW) as a 'Category C' obligation, effective from 22nd February 2017. To fulfill this commitment, the Government of Pakistan enacted the Pakistan Single Window Act, 2021, designating Pakistan Customs as the Lead Agency. In line with this, Pakistan Customs established the Pakistan Single Window Company (PSWC), a not-for-profit organization under the Companies Act, 2017, to implement the PSW program. The PSWC has been designated as the Operating Entity under the PSW Act, responsible for developing and maintaining the PSW portal in collaboration with 77 public sector entities involved in regulating cross-border trade in Pakistan. The PSWC's role includes digitalizing the processes of these entities, which will reduce time and costs, increase compliance, and significantly benefit economic operators such as importers, exporters, freight forwarders, clearing agents, shipping companies, and transporters. Additionally, the PSW program's implementation will enhance government controls and transparency.

The Port Community System (PCS), a core component of the PSW system, is designed to optimize, digitalize, and integrate port and logistics processes and regulatory procedures. Its objectives include improving cargo management, enhancing interagency coordination, creating better B2G and B2B linkages, reducing port congestion, and ultimately saving time and costs for traders.



3. Salient Features of PortVerse:

- i. **Centralized Information Hub:** Platform for sharing information among all port stakeholders, including shipping lines, terminal operators, customs, and logistics providers.
- ii. **Real-Time Data Exchange:** Synchronous exchange of data between various entities, improving coordination and decision making.
- iii. **Single Window Access:** Offers a single window for submitting all necessary documentation and information required by various authorities, simplifying administrative processes.
- iv. **Automated Processes:** Streamlines and automates port operations, such as cargo tracking and vessel scheduling, reducing manual errors and processing times.
- v. **Integration with External Systems:** Seamlessly integrates with systems like PSW, WeBOC, and Terminal Operator Systems (TOS) to ensure a smooth flow of information across the port ecosystem.
- vi. **Enhanced Security:** Employs robust security protocols to protect sensitive data and ensure compliance with regulatory requirements.
- vii. **Customizable and Scalable:** Offers customizable modules to meet the specific needs of different ports and scalable to accommodate new functionalities.
- viii. **Analytics and Reporting:** Features powerful analytics and reporting tools to monitor port performance, identify trends, and optimize operations.
- ix. **User-Friendly Interface:** Designed with an intuitive interface that allows users to navigate the system easily, improving user adoption and efficiency.
- x. **Compliance Management:** Ensures that all operations and transactions comply with local and international regulations, minimizing the risk of non compliance




4. Pre-Requisites for Cross Border Trade and Financial Transactions

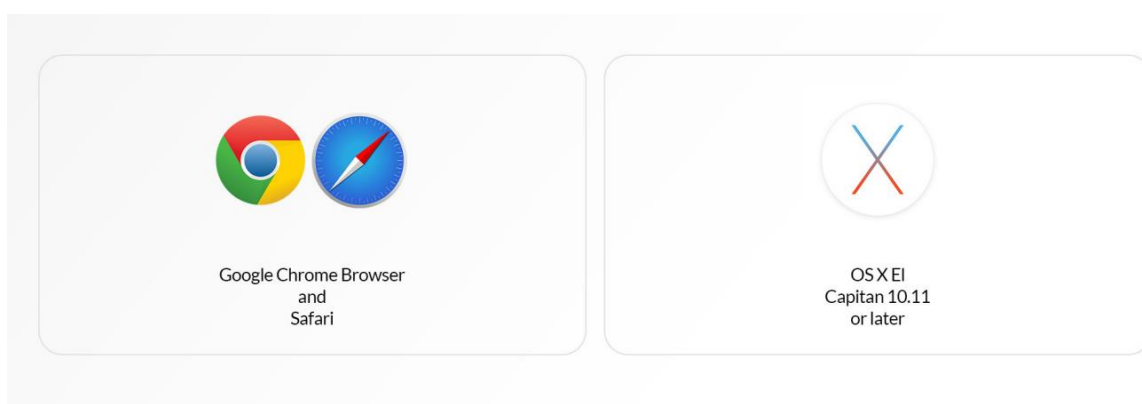
- i. Customs Agents must have an active subscription and registered with Pakistan Single Window (PSW).
- ii. Users must have valid PCS application credentials.
- iii. Customs agents must have a valid Custom Agents License number.

5. System Requirements

To use PSW Portal on Windows®, the user will require



To use PSW Portal on Mac®, the subscriber will need:





6. Step by Step Process – customs agents

6.1. User Login

- i. Please visit "www.pcs.gov.pk" and click the 'Member Area' button. You will be redirected to the login interface.

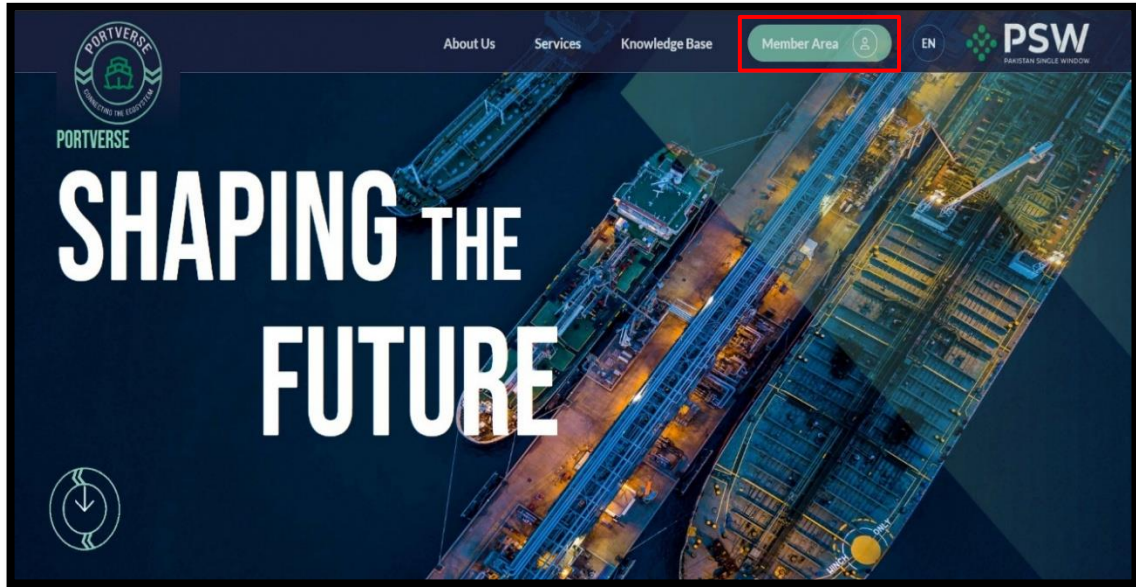


Figure 1

- ii. At the login screen, enter your login credentials.

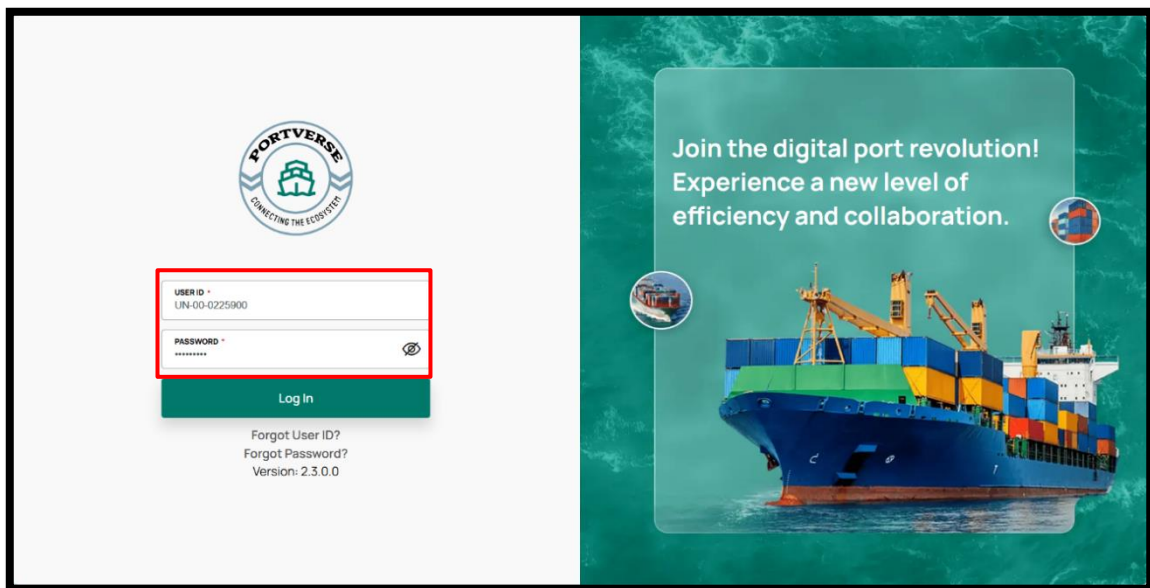
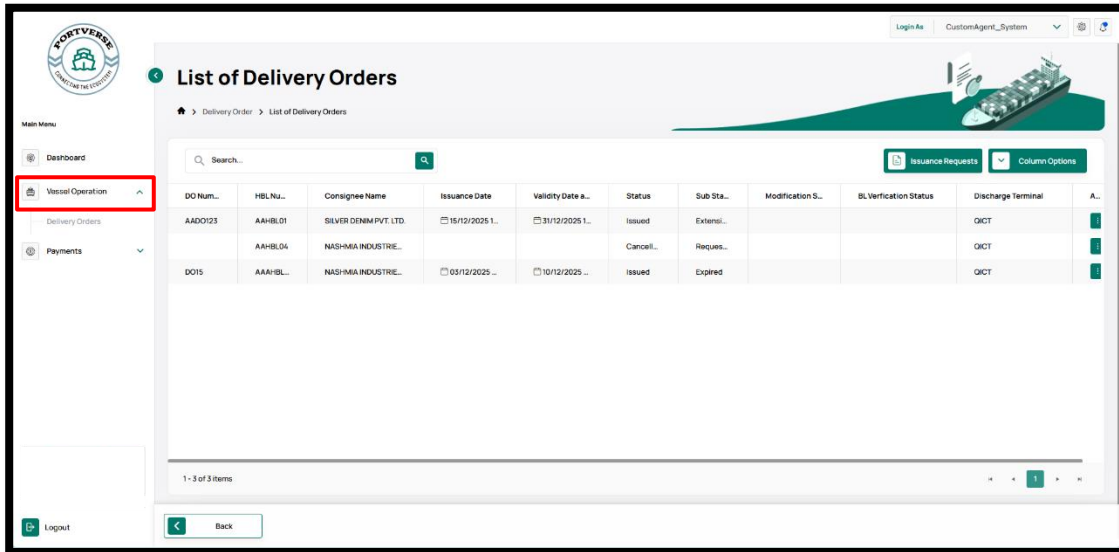


Figure 2

6.2. Issuance Request

- i. On the 'Main Menu' screen, click 'Vessel Operations' to expand the list.

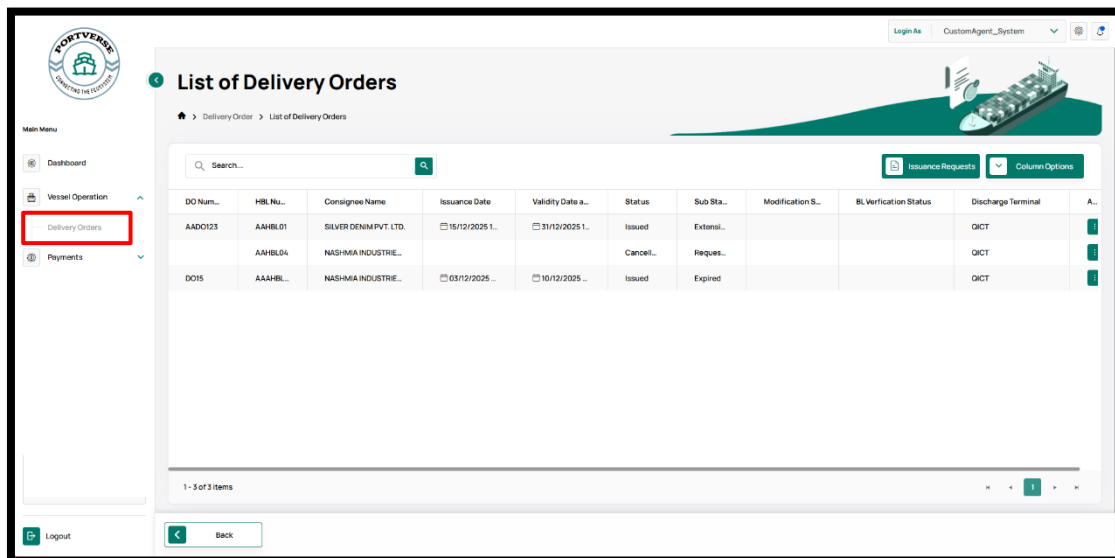


The screenshot shows the 'List of Delivery Orders' page. The left-hand 'Main Menu' is expanded to show 'Vessel Operation', which is highlighted with a red box. Below it, 'Delivery Orders' and 'Payments' are also visible. The main content area displays a table of delivery orders with columns for DO Num., HBL Nu., Consignee Name, Issuance Date, Validity Date, Status, Sub Sta., Modification S., BL Verification Status, and Discharge Terminal. The table contains three rows of data. At the bottom of the page, there is a 'Logout' button and a 'Back' button.

DO Num...	HBL Nu...	Consignee Name	Issuance Date	Validity Date a...	Status	Sub Sta...	Modification S...	BL Verification Status	Discharge Terminal	A...
AADO123	AAHBL01	SILVER DENIM PVT. LTD.	15/12/2025 1...	31/12/2025 1...	Issued	Extensl...			OICT	1
	AAHBL04	NASH-MA INDUSTRIE...			Cancel...	Reques...			OICT	1
DO15	AAAHBL...	NASH-MA INDUSTRIE...	03/12/2025 ...	10/12/2025 ...	Issued	Expired			OICT	1

Figure 3

- ii. Under Vessel Operations, click the Delivery Order tab.



The screenshot shows the 'List of Delivery Orders' page. The left-hand 'Main Menu' is expanded to show 'Vessel Operation', which is highlighted with a red box. Below it, 'Delivery Orders' and 'Payments' are also visible. The main content area displays a table of delivery orders with columns for DO Num., HBL Nu., Consignee Name, Issuance Date, Validity Date, Status, Sub Sta., Modification S., BL Verification Status, and Discharge Terminal. The table contains three rows of data. At the bottom of the page, there is a 'Logout' button and a 'Back' button.

DO Num...	HBL Nu...	Consignee Name	Issuance Date	Validity Date a...	Status	Sub Sta...	Modification S...	BL Verification Status	Discharge Terminal	A...
AADO123	AAHBL01	SILVER DENIM PVT. LTD.	15/12/2025 1...	31/12/2025 1...	Issued	Extensl...			OICT	1
	AAHBL04	NASH-MA INDUSTRIE...			Cancel...	Reques...			OICT	1
DO15	AAAHBL...	NASH-MA INDUSTRIE...	03/12/2025 ...	10/12/2025 ...	Issued	Expired			OICT	1

Figure 4



iii. On the Delivery Order screen, click on the 'Issuance Request' button.

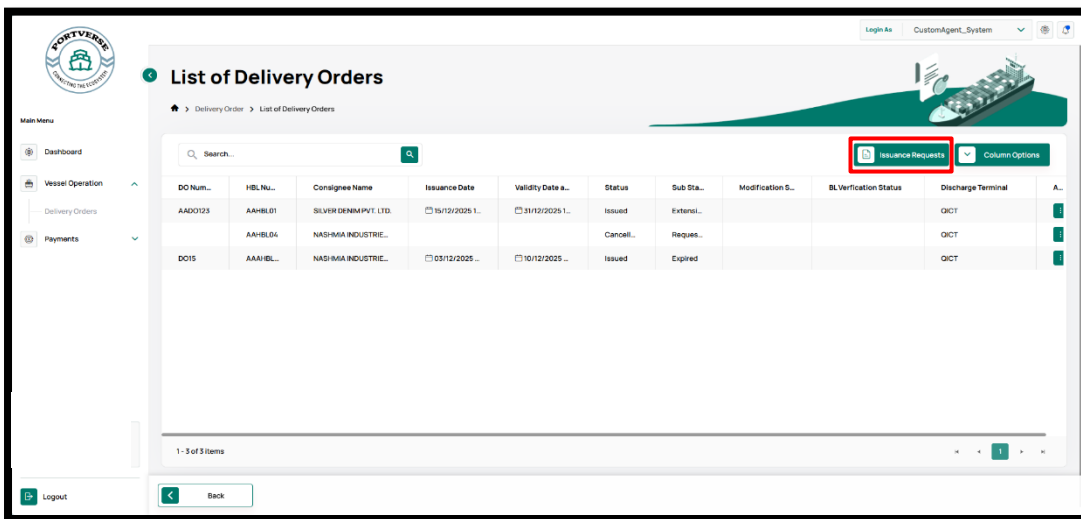


Figure 5

iv. Under the HBL Detail section, provide 'Bill of Lading' number and click on the 'Search' icon.

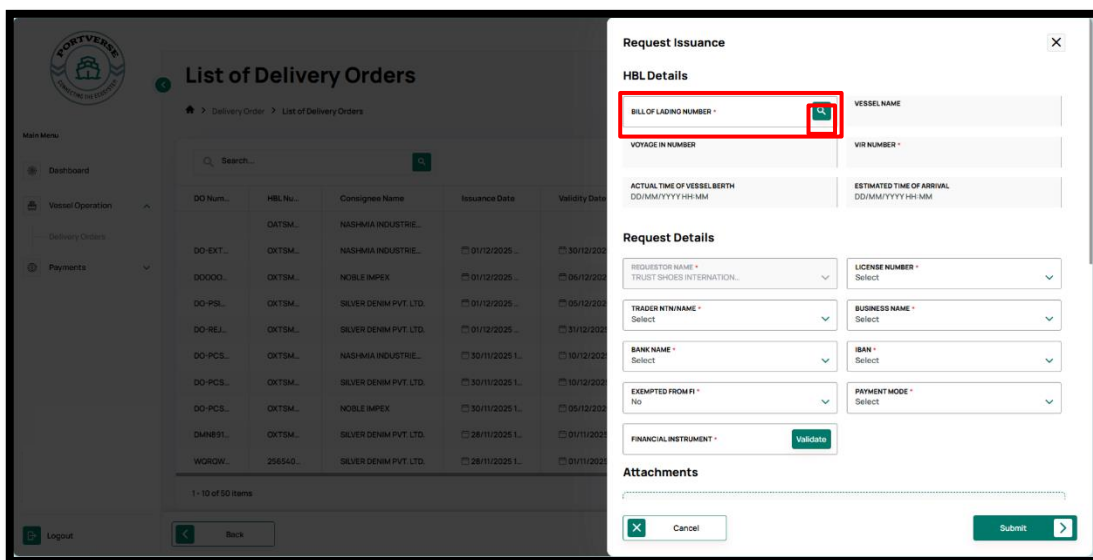


Figure 6



- v. Relevant data will be auto fetched from the Manifest. Select License number, Trade Name, Business Name and Bank Details.

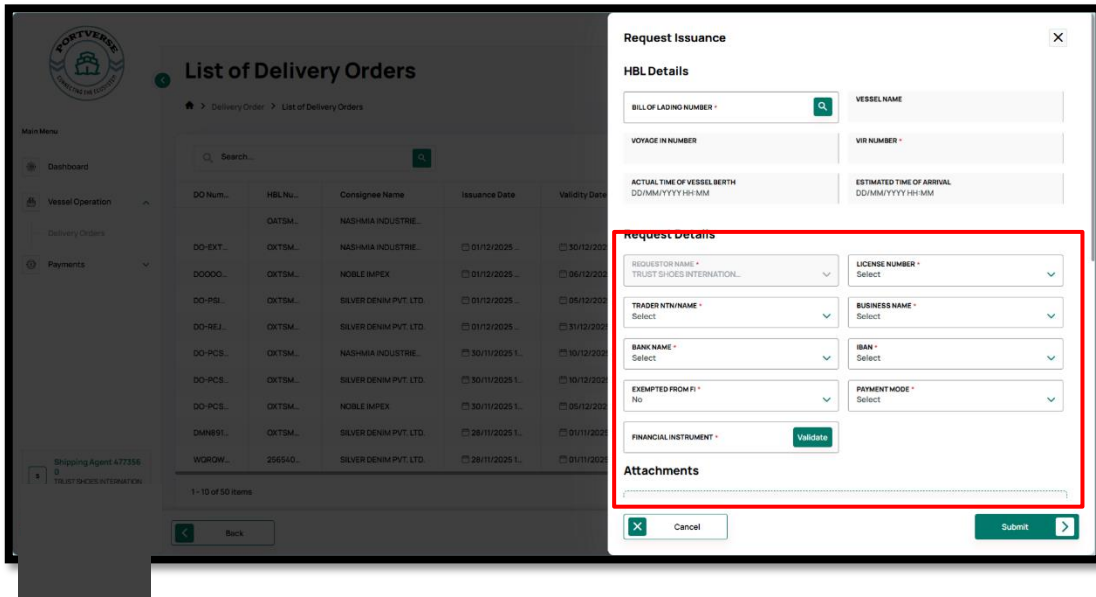


Figure 7

- vi. Select Payment Mode and provide FI number. Click on the 'validate' button to validate the FI.

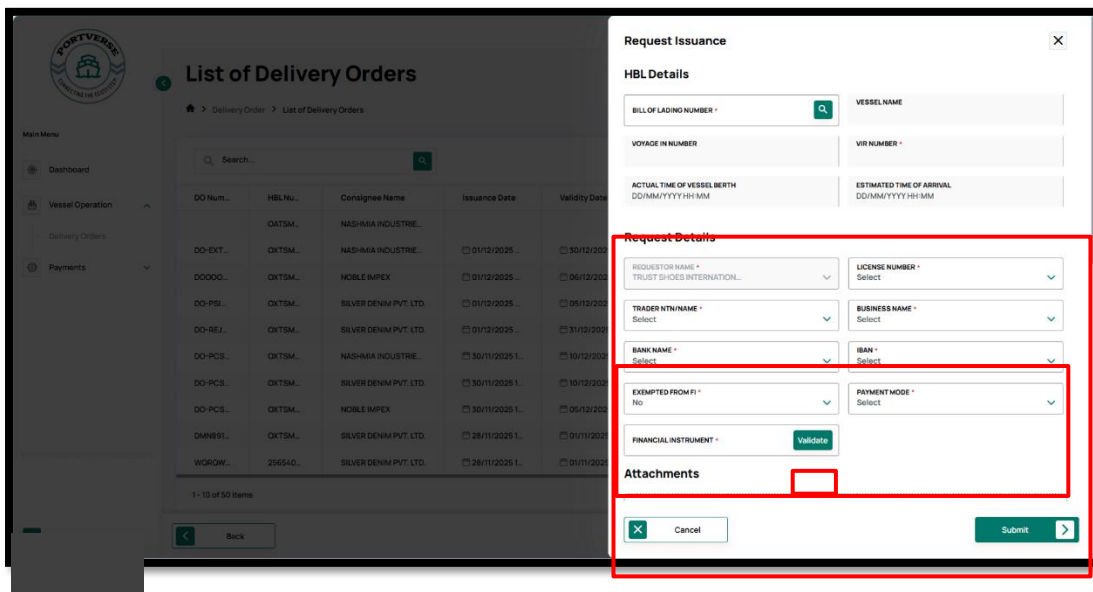


Figure 8



Note: If Financial Instrument is exempted, select 'Yes' from the drop-down list. Payment mode and financial instrument number will not be required in this case.

- vii. If BL type is Afghan Transit, upon license number selection; NTC number field will be populated. Select the relevant 'NTC number' from the dropdown list.

HBL Details	
BILL OF LADING NUMBER - AT01	VESEL NAME - LIEFDE
VOYAGE IN NUMBER - 1212	VVR NUMBER - PKKH05E_080426110728
ACTUAL TIME OF VESSEL BIRTH - DD/MM/YYYY HH-MM	ESTIMATED TIME OF ARRIVAL - 30/04/2026 11:06
BL TYPE - Afghan Transit	
List of Cargo/HS Codes (All Selected)	

Request Details	
REQUESTOR NAME - GHULAM MOHAMMAD	LICENSE NUMBER - HCLIS-2207
REQUESTOR BUSINESS NAME - M/S EXPRESS FREIGHT LINKS	NTC NUMBER - AT05570
BUSINESS NAME - xxx	BUSINESS ADDRESS - Kandahar Trading Market, First Floor:Shop no 97, Central Kandahar
BUSINESS EMAIL - mohammadulimninchuatmal772@gmail.com	CONTACT PERSON NAME - xxx
CNIC NO.	EMAIL

Figure 9

- viii. If BL type is Uzbek Transit, upon license number selection; NTC number field will be populated. Select the relevant 'NTC number' from the dropdown list.



PORT VERSE
Commercial Register

List of Delivery Orders

Home > Delivery Order > List of Delivery Orders

Main Menu

- Dashboard
- Vessel Operation
- Delivery Orders

DO Number	HBL Number	Consignee Name
DO-696/26	WQLSZ5E2623...	AWAN SPORTS INC
65467	ODWV26023045	MEERA IMPEX
HLCUBSC2601C...	HLCUBSC2601C...	ALLMET (PRIVATE)
HLCUBSC2601B...	HLCUBSC2601B...	COPPER WORLD P
	HLCUBSC2612C...	RELIANCE METALS
	HLCUBSC2601B...	RELIANCE METALS

1 - 10 of 31 items

Custom Agent: AR0833 S GHILAM MOHAMMAD

Logout

Request Issuance

HBL Details

BILL OF LADING NUMBER * LUTO1	VESEL NAME LIEFDE
VOYAGE IN NUMBER 1212	VR NUMBER * PKKHQDSE_080426110728
ACTUAL TIME OF VESSEL BIRTH DD/MM/YYYY HH:MM	ESTIMATED TIME OF ARRIVAL 30/04/2026 11:06
BL TYPE DZ20K-TB01ST List of Campaign Codes (All Selected)	

Request Details

REQUESTOR NAME * GHULAM MOHAMMAD	LICENSE NUMBER * KCIJS-2207
REQUESTOR BUSINESS NAME * MIS EXPRESS FREIGHT LINKS	NTC NUMBER * AT05420
BUSINESS NAME xxx	BUSINESS ADDRESS Tashkent city, Uchtepa district, Bayot 1 for street 14 Phone No. 915...
BUSINESS EMAIL nocemail@mail.ru	CONTACT PERSON NAME xxx
CNIC NO.	EMAIL

Cancel Submit

Figure 10

- ix. If BL type is Tajik Transit, upon license number selection; NTC number field will be populated. Select the relevant 'NTC number' from the dropdown list.

Request Issuance

HBL Details

BILL OF LADING NUMBER * TT01

VOYAGE IN NUMBER 1212

ACTUAL TIME OF VESSEL BIRTH DD/MM/YYYY HH:MM

BL TYPE Tajik Transit

VESSEL NAME LIEFDE

VIR NUMBER * PKKH05E_080426110728

ESTIMATED TIME OF ARRIVAL 30/04/2026 11:06

Request Details

REQUESTOR NAME * GHULAM MOHAMMAD

REQUESTOR BUSINESS NAME * M/S EXPRESS FREIGHT LINKS

BUSINESS NAME xxx

BUSINESS EMAIL mmc75@mail.ru

CNIC NO.

LICENSE NUMBER * KCUS-2207

NTC NUMBER * AT6613

BUSINESS ADDRESS Khugand city Gogol street No1

CONTACT PERSON NAME xxx

EMAIL

Buttons: Cancel, Submit

Figure 11

- x. If BL type is EPZ (Export Processing Zone), upon license number selection; EPZ number field will be populated. Select the relevant 'EPZ number' from the dropdown list.

Request Issuance

HBL Details

BILL OF LADING NUMBER * EPZ01

VOYAGE IN NUMBER 1212

ACTUAL TIME OF VESSEL BIRTH DD/MM/YYYY HH:MM

BL TYPE EPZ

VESSEL NAME LIEFDE

VIR NUMBER * PKKH05E_080426110728

ESTIMATED TIME OF ARRIVAL 30/04/2026 11:06

Request Details

REQUESTOR NAME * GHULAM MOHAMMAD

REQUESTOR BUSINESS NAME * M/S EXPRESS FREIGHT LINKS

BUSINESS NAME xxx

CONTACT PERSON NAME xxx

EMAIL

LICENSE NUMBER * KCUS-2207

EPZ NUMBER * AT70246

BUSINESS ADDRESS PLOT NO.130-B S.I.E. NO.3 EXPORT PROCESSING ZONE, GOURANWAL

CNIC NO.

Buttons: Cancel, Submit

Figure 12



- xi. If BL type is UAB, upon license number selection; Passport number field will be populated. Enter the 'Passport number'.

Request Issuance

HBL Details

BILL OF LADING NUMBER - UAB01	VESSEL NAME - LIEFDE
VOYAGE IN NUMBER - 1212	VR NUMBER - PKKHQSE_080426110728
ACTUAL TIME OF VESSEL BIRTH - DDMMYYYY HH:MM	ESTIMATED TIME OF ARRIVAL - 30/04/2026 11:06

BL TYPE - UAB (List of Cargo/HS Codes (All Selects))

Request Details

REQUESTOR NAME - GHULAM MOHAMMAD	LICENSE NUMBER - KCUS-2207
REQUESTOR BUSINESS NAME - M/S EXPRESS FREIGHT LINKS	PASSPORT NUMBER - LH0111111

Attachments

Click + to add files/documents
Allowed Document Types: .pdf, .csv, .png, .xlsx, .txt, .jpeg, .jpg, .gif, .bmp
Allowed Document Maximum Size: 25 MB

Figure 13

- xii. If BL type is Vehicle Baggage, upon license number selection; Passport number field will be populated. Enter the 'Passport number'

Request Issuance

HBL Details

BILL OF LADING NUMBER - VB01	VESSEL NAME - LIEFDE
VOYAGE IN NUMBER - 1212	VR NUMBER - PKKHQSE_080426110728
ACTUAL TIME OF VESSEL BIRTH - DDMMYYYY HH:MM	ESTIMATED TIME OF ARRIVAL - 30/04/2026 11:06

BL TYPE - Vehicle Baggage (List of Cargo/HS Codes (All Selects))

Request Details

REQUESTOR NAME - GHULAM MOHAMMAD	LICENSE NUMBER - KCUS-2207
REQUESTOR BUSINESS NAME - M/S EXPRESS FREIGHT LINKS	PASSPORT NUMBER - LH0101011

Attachments

Click + to add files/documents
Allowed Document Types: .pdf, .csv, .png, .xlsx, .txt, .jpeg, .jpg, .gif, .bmp
Allowed Document Maximum Size: 25 MB

Figure 14



xiii. Attach 'Copy of BL' and other relevant documents.

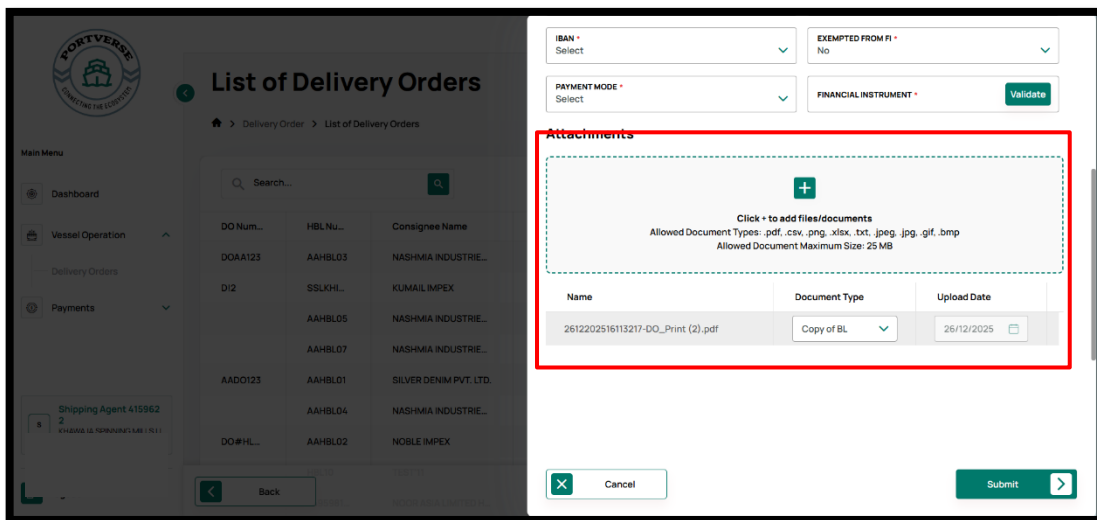


Figure 15

xiv. Click on the 'Submit' button to complete submission request.

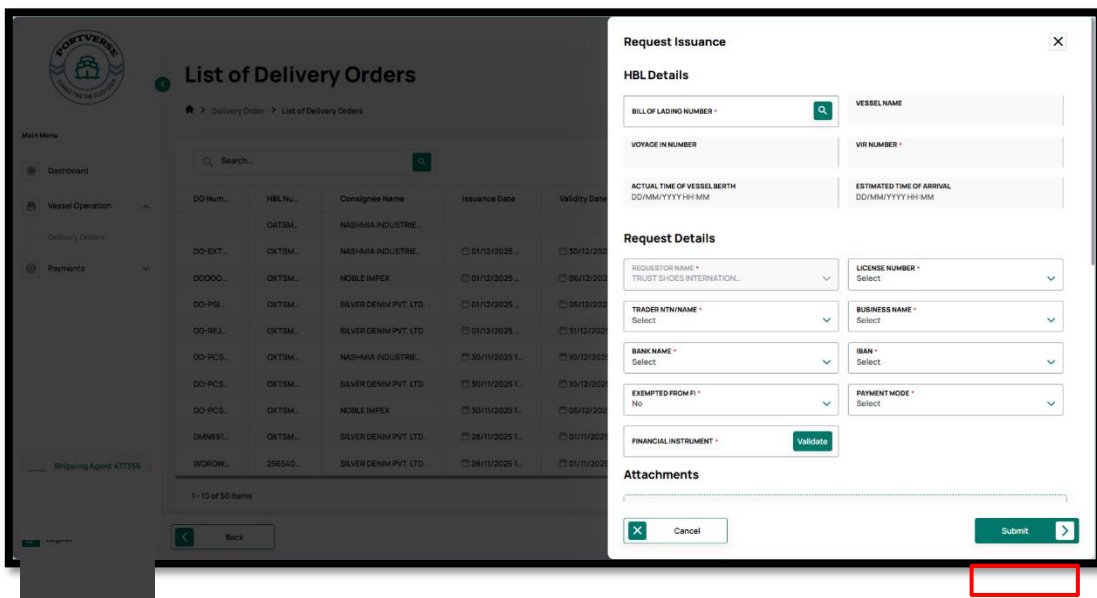


Figure 16



xv. Click on the 'Okay' button to proceed.

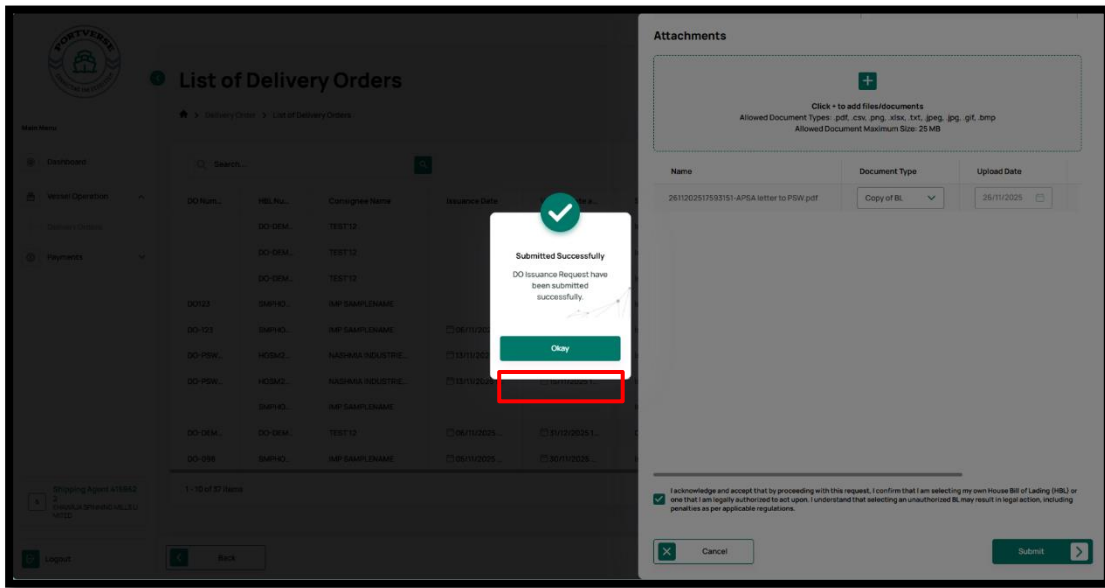


Figure 17

6.3. View Delivery Order

- i. On the List of Delivery Order screen, click the three dots under the "Action" column and select 'View'.

The screenshot shows the 'List of Delivery Orders' interface. The table contains the following data:

Validity Date a...	Status	Sub Sta...	Modification S...	BL Verification Status	Discharge Terminal	PSID Number	Payment Status	A...
	In Proce...	Reques...			OICT			⋮
	In Proce...	Reques...			OICT			View Cancel DO History
30/12/2025 ...	Issued	Rejecte...	Cancellation S...		OICT			⋮
06/12/2025 ...	Issued	Sent To ...	Modification S...	Electronic Verificati...	OICT			⋮
05/12/2025 ...	Issued	Sent To ...	Modification S...		OICT			⋮
31/12/2025 1...	Issued	Rejecte...		Electronic Verificatio...	OICT			⋮
10/12/2025 ...	Issued	Sent To ...	Modification S...		OICT			⋮
10/12/2025 ...	Issued	Sent To ...			OICT			⋮
05/12/2025 ...	Issued	Rejecte...	Cancellation S...	Verified Electronically	OICT			⋮
01/11/2025 1...	Issued	Expired	Modification S...		OICT			⋮

Figure 18

- ii. View the Delivery Order details and click on 'Next' button.

The screenshot shows the 'Delivery Order' details page. The 'General & Consignee/Goods Details' section is active, showing the following information:

General & Consignee/Goods Details			
DO NUMBER *	HBL NUMBER *	ISSUANCE DATE *	VALIDITY DATE AND TIME *
	AAHBLD7	DD/MM/YYYY HH:MM	DD/MM/YYYY HH:MM
STATUS	SUB STATUS	MODIFICATION/CANCELLATION STATUS	BL VERIFICATION STATUS
In Process	Request Submitted		
VIR NO.	SHIPPING AGENT	SHIPPING LINE *	VESSEL
PXBOMQICT_2812511253	Automation Co Ltd.		Auto Brilliance
VOYAGE IN	ARRIVAL DATE & TIME (ATD)	ESTIMATED TIME OF ARRIVAL (ETA)	MIL NUMBER
2112	DD/MM/YYYY HH:MM	30/11/2025 11:37	MASTERBL3
INDEX NUMBER	LOAD PORT	VIA PORT	DISCHARGE TERMINAL
314016	10th of Ramadan City	(PKOIT) - Gasim International Container Terminal	OICT
SHIPMENT PORT	PORT OF DESTINATION	IGM NUMBER	IGM DATE & TIME
10th of Ramadan City	Muhammad Bin Qasim/Karachi	MNF-2025128125_0039_OICT	02/12/2025 06:22
STUFFING STATUS	MODE OF DELIVERY	LINE NOTES/REMARKS	
FCL	CY		

Figure 19



- iii. View Requestor, Consignee and Notify Party details and click on 'Next'

The screenshot shows the PORTVERSE interface with a sidebar menu on the left containing 'Dashboard', 'Vessel Operation', 'Delivery Orders', and 'Payments'. The main content area is divided into three sections: 'Requestor Details', 'Consignee Details', and 'Notify Party Details'. The 'Requestor Details' section contains fields for Requestor Name, Trader NTN/Name, Business Name, Bank Name, IBAN, Exempted from FI, Payment Mode, and Financial Instrument. The 'Consignee Details' section contains fields for Consignee Name and Consignee Address. The 'Notify Party Details' section contains fields for Notify Party and Notify Party Address. At the bottom right, a 'Next' button is highlighted with a red box.

Figure 20

button.

- iv. View the Shipper/Exporter details, along with Requestor Documents and click on the 'Next' button.

The screenshot shows the PORTVERSE interface with a sidebar menu on the left containing 'Dashboard', 'Vessel Operation', 'Delivery Orders', and 'Payments'. The main content area is divided into two sections: 'Shipper/Exporter Details' and 'Requestor Documents'. The 'Shipper/Exporter Details' section contains fields for Exporter Name and Exporter Address. The 'Requestor Documents' section contains a table with columns for Name, Document Type, Upload Date, Comments, and Action. At the bottom right, a 'Next' button is highlighted with a red box.

Figure 21

- v. Select the container number to view relevant details.

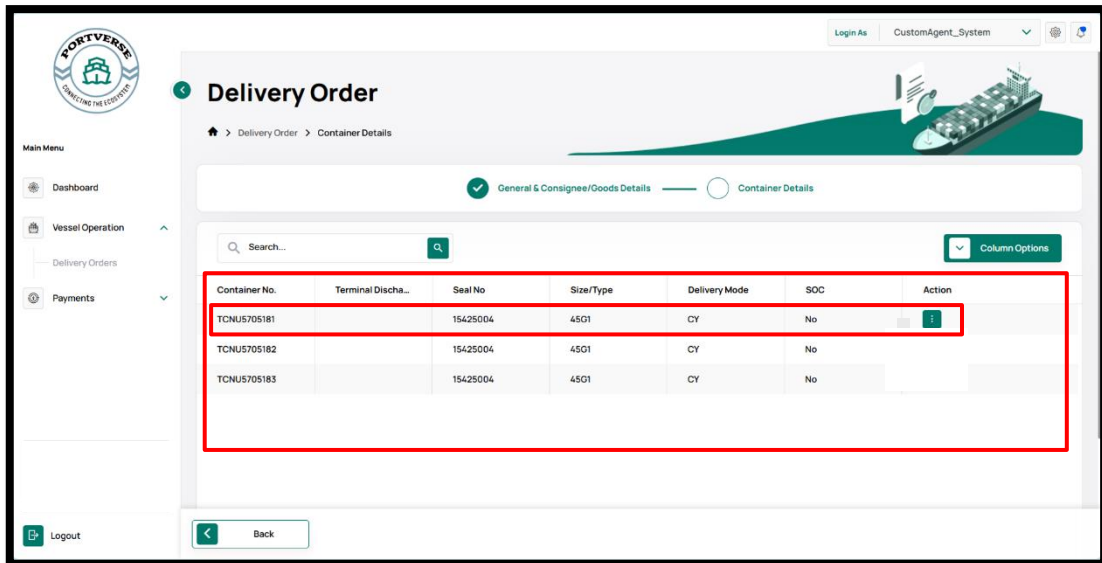


Figure 22

- vi. On the Container Details screen, click the three dots under the "Action" column and select 'View'.

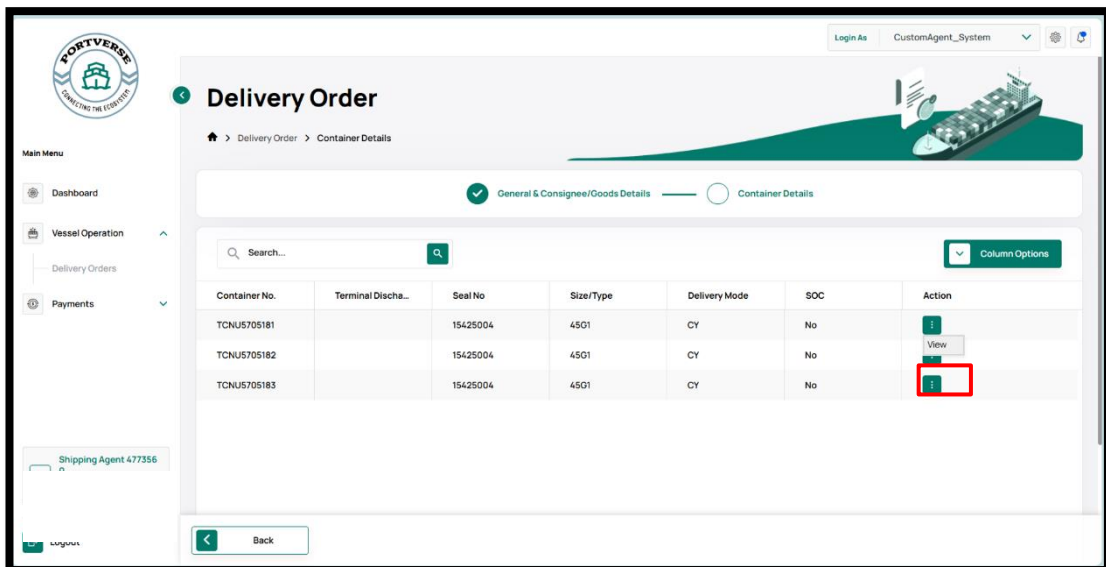


Figure 23

vii. View the Container Details.

The screenshot displays a web application interface for 'Delivery Order' management. A modal window titled 'View Container Details' is open, showing specific information for a container. The background shows a 'Delivery Order' page with a table of containers and a 'Main Menu' on the left.

View Container Details

CONTAINER NUMBER * TCNUS705181	SEAL NO 15425004
SIZE/TYPE 4501	STATUS CY
SOC No	TOTAL NO. OF PACKAGES 40
TOTAL NET WEIGHT UOM 7348 kilogram	TOTAL GROSS WEIGHT UOM 7348 kilogram
EXPIRY DATE OF RETURN DD/MM/YYYY HH-MM	EMPTY CONTAINER DEPOT/TERMINAL
<input type="checkbox"/> No Return	

Buttons: Back, Discard

Figure 24

6.4. Extension Request

- i. On the List of Delivery Orders screen, click the three dots under the 'Action' column and click 'Request Extension' button.

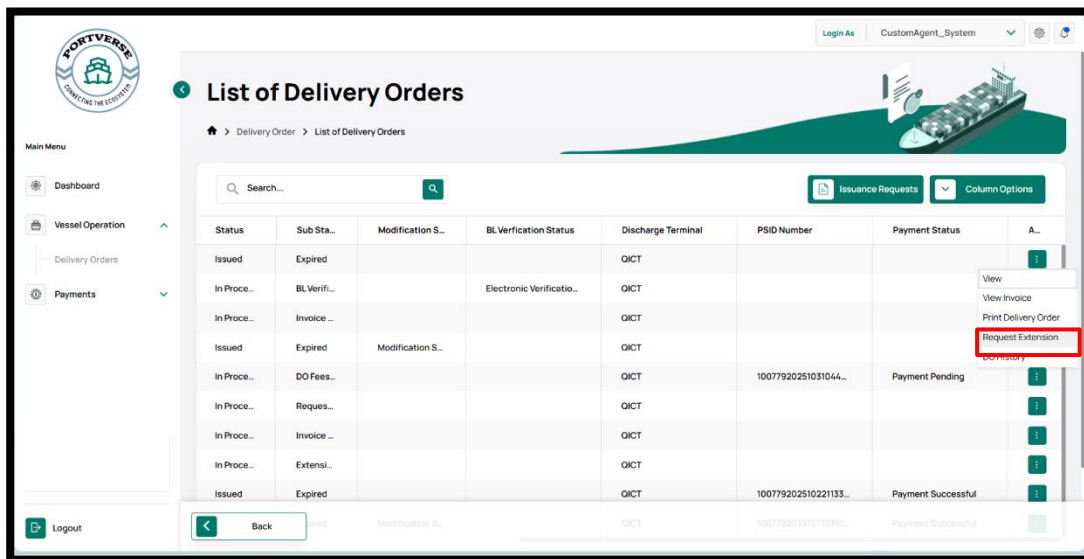


Figure 25

- ii. Select the relevant 'Container Number(s)', add 'Remarks' and click the 'Submit' button to proceed.

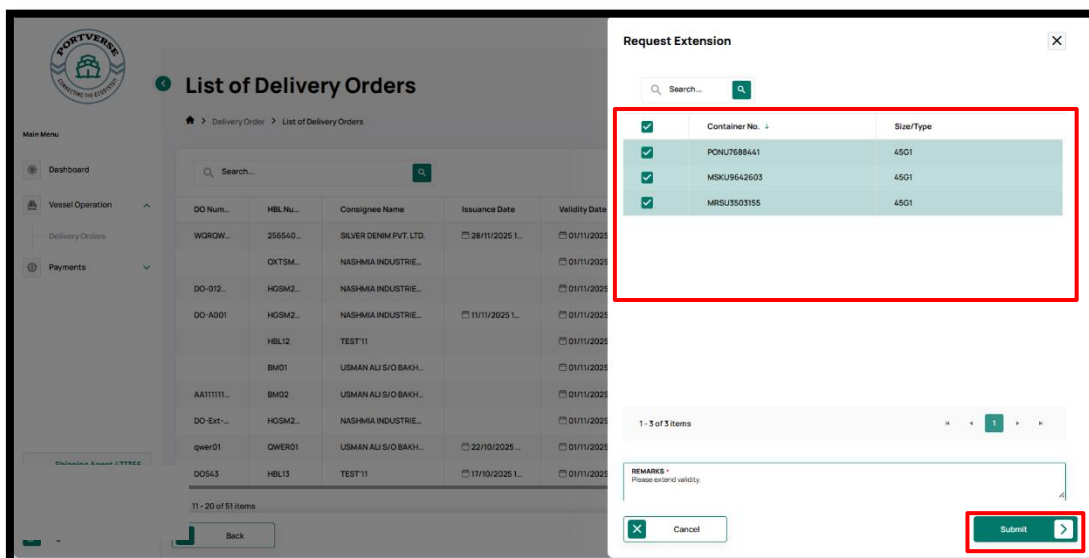


Figure 26



iii. Extension request has been submitted, click on the 'Ok' button to proceed.

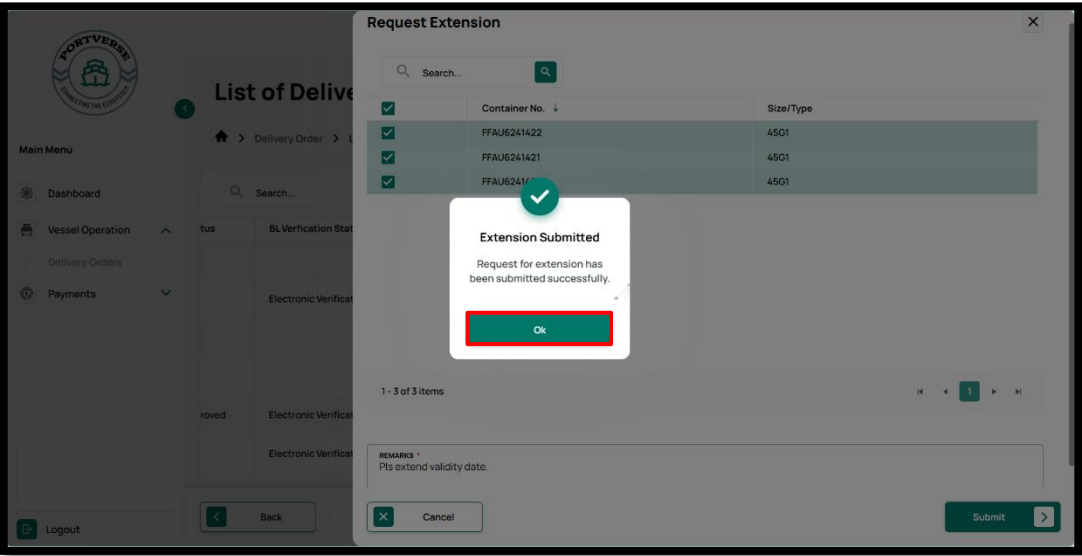


Figure 27

6.5. View Invoice

- i. On the List of Delivery Order screen, click 'View Invoice' under the Actions tab.

The screenshot displays the 'List of Delivery Orders' interface. The table contains the following data:

Modification Status	BL Verification Status	Discharge Terminal	PSID Number	Payment Status	Action
		QICT			View View Invoice Request Extension DO History
		QICT			
		QICT			
Cancelation Submitted		QICT			
Modification Submitted		QICT			
	Electronic Verification Pending	QICT			

Figure 28

- ii. If invoice is issued by the shipping line against the Delivery Order, it will be listed here.

The screenshot displays the 'Delivery Order Invoice(s)' interface. The table contains the following data:

Invoice Number	Invoice Type	Total Amount (P...	PSID Number	Payment Status	Source	Action
INV/2025/09	DO Invoice	Rs 15,010,000.00		Invoice Generated	PCS	Generate PSID

Figure 29



Note: There are two ways to pay the invoice

- i. Directly to Shipping Agent (Outside PCS): In this case, Shipping agent will mark the invoice as paid in PCS.
- ii. Generate PSID in PCS: In this Case, Invoice will be marked as Paid once payment is received via PSID.

6.6. Generate PSID in PCS

- i. For unpaid invoice(s), click 'Generate PSID' button to make the payment via PSID.

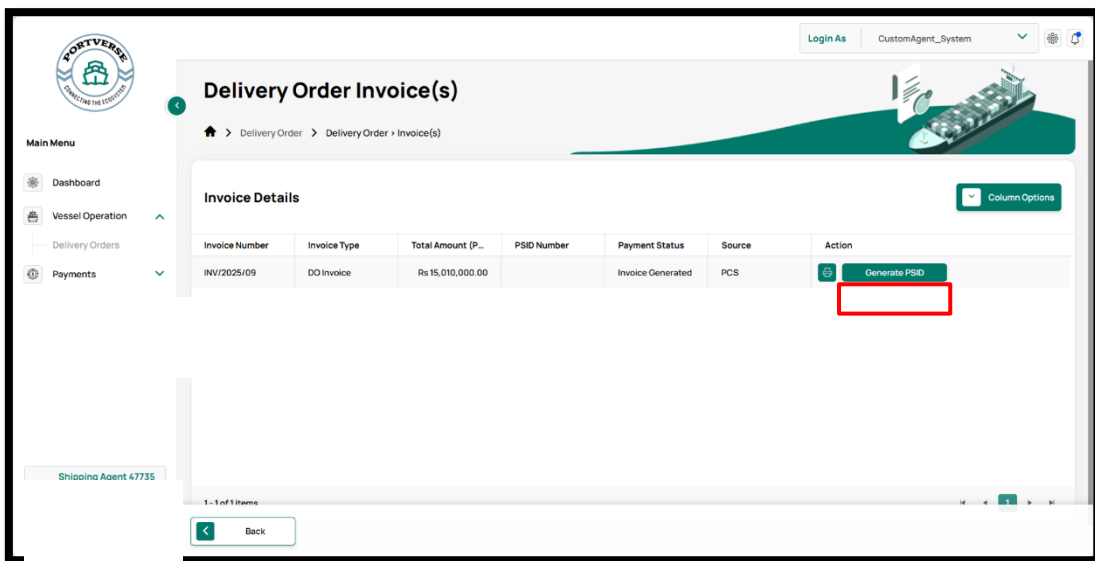


Figure 30

- ii. PSID has been generated, click on the 'Ok' button to proceed.

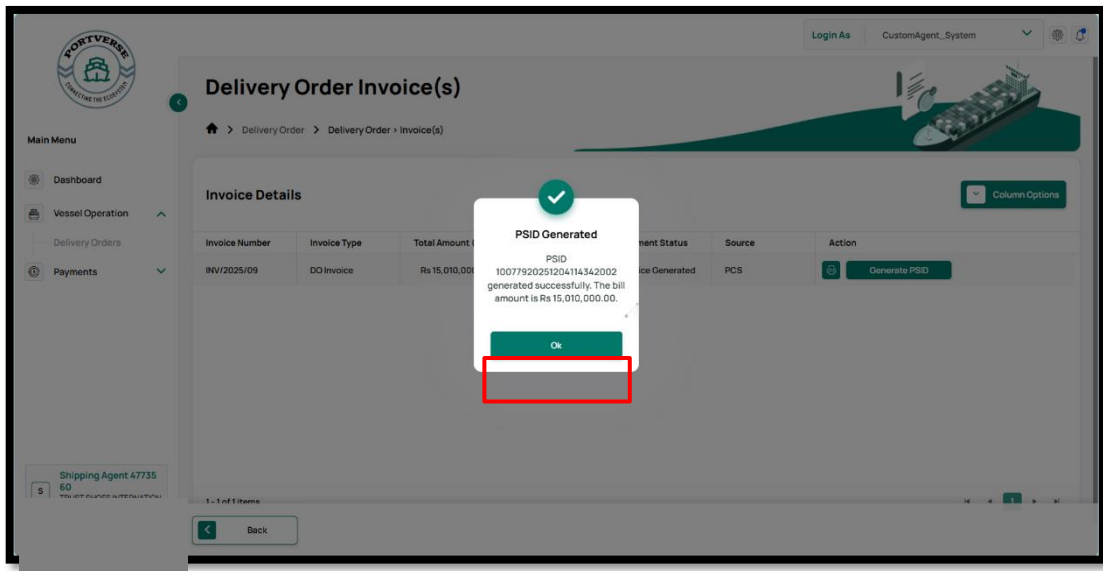


Figure 31

- iii. Upon successful payment, status of the invoice will be changed to 'Payment Successful'.

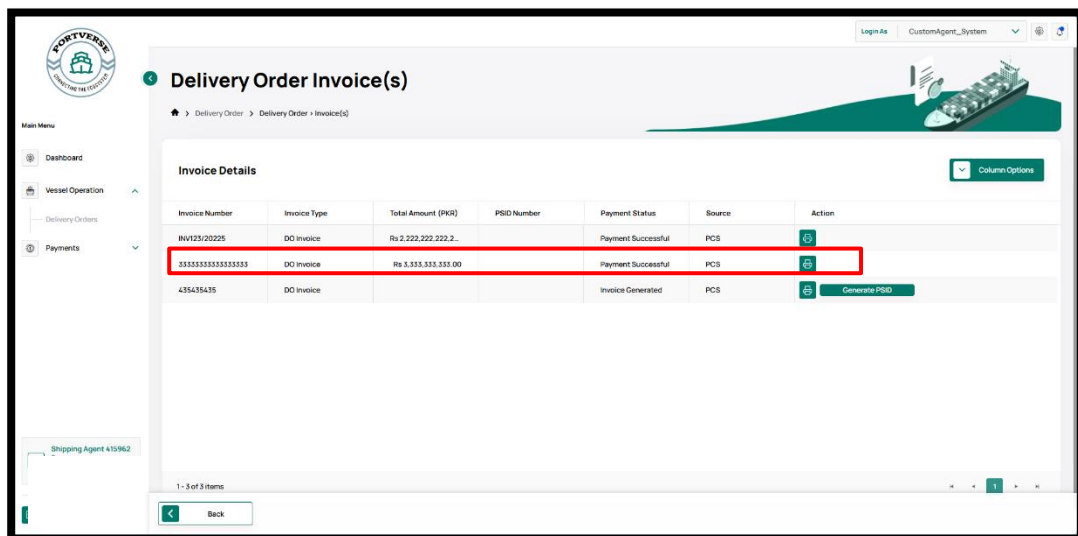


Figure 32

- iv. Click on the 'Print' button to preview the invoice.

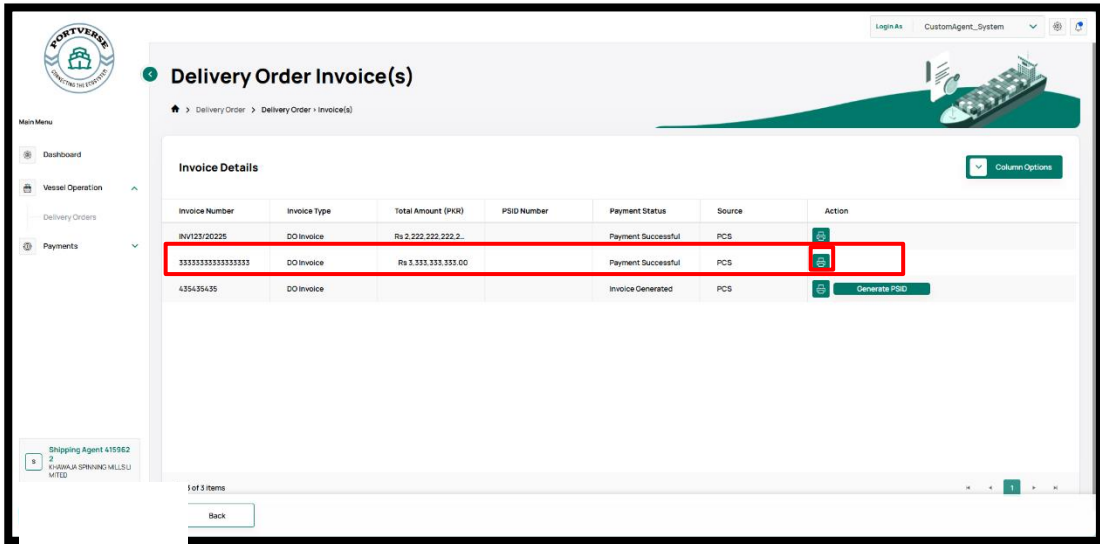


Figure 33

- v. Click on the 'Download' button to print the invoice.

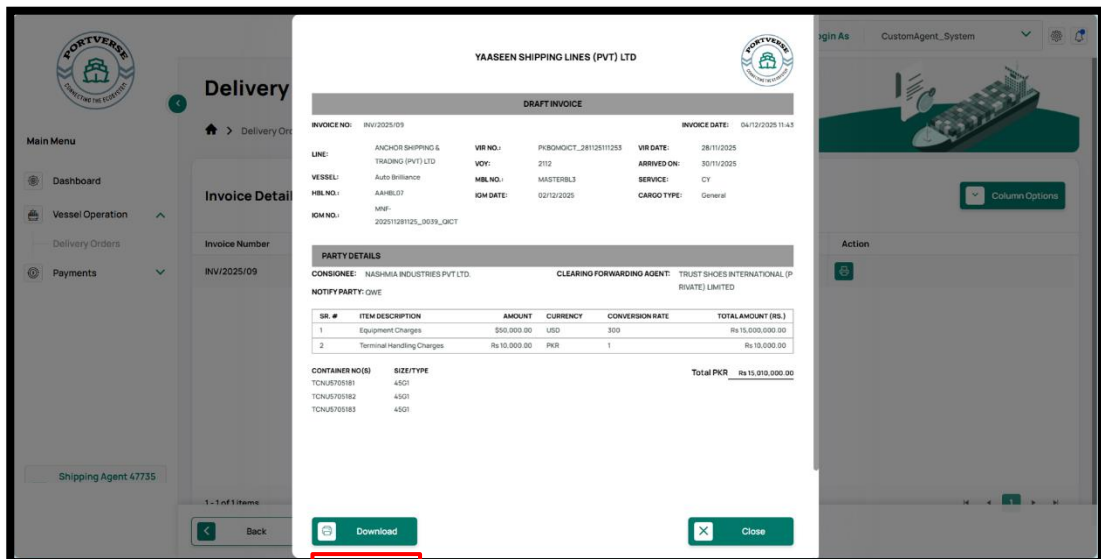


Figure 34

6.7. Print Delivery Order

- i. Once Delivery Order is issued, click 'Print Delivery Order' under the Actions tab to print the Delivery Order.

The screenshot shows the 'List of Delivery Orders' page. The table contains the following data:

Modification Status	BL Verification Status	Discharge Terminal	PSID Number	Payment Status	Action
		QICT			View
		QICT			View Invoice
		QICT			Print Delivery Order
Cancelation Submitted		QICT			Request Extension
Modification Submitted		QICT			DO History
	Electronic Verification Pending	QICT			

Figure 35

- ii. Click on the 'Download' button to print the Delivery Order.

The screenshot shows the detailed view of a Delivery Order. The 'Download' button is highlighted with a red box. The delivery order details are as follows:

SHARAF SHIPPING AGENCY (PVT) LTD
 1ST FLOOR, BAHRIA COMPLEX IV, CHAUDHRY KHALID-UZ-ZAMAN ROAD, QIZIR, KARACHI 75000, PAKISTAN

TEL: 021-35183181 | EMAIL: CUS@SSAFK.COM | NATIONAL IDENTITY NO.: 282442

DELIVERY ORDER | DID NO: 00123 | ISSUANCE DATE: 04/12/2025

TO: Karachi Gateway Terminal Pvt Limited

VESEL: WAN HAI 316 | VDY: 341 | DO VALIDITY DATE: 31/03/2026 12:00
 VIRNO: PKACTWOTL_211125105440 | HBLNO: FAWG0202006 | MBLNO: FAWG0202006
 DESTINATION: KARACHI | DISCHARGE PORT: KOTL | MODE OF DELIVERY: CY
 ROWNO: MW-20251081631_0035_437L | IGM DATE: 28/11/2025 | ISSUED TO: SHARAF SHIPPING AGENCY (PVT) LTD

CONSIGNEE: SHARAF SHIPPING AGENCY (PVT) LTD | NOTIFY PARTY: SHARAF SHIPPING AGENCY (PVT) LTD
 CONSIGNEE ADDRESS: 01/FLOOR BAHRIA COMPLEX IV CHAUDHRY KHALID UZ ZAMAN ROAD QIZIR KARACHI PAKISTAN | NOTIFY PARTY ADDRESS: 01/FLOOR BAHRIA COMPLEX IV CHAUDHRY KHALID UZ ZAMAN ROAD QIZIR KARACHI PAKISTAN

CONTAINER NO	SIZE/TYPE	SEAL NO	EMPTY RETURN
XXXX088683	22'0	N/A	Gateway to Pakistan (GTP)

MARKS & NOS: N/A | NO OF PACKAGES: 2 | DESCRIPTION: 2 BALES + 100 BSA TOP CALLIBERG 3025 0404 3 INCHES + 20 KG COUNTRY OF ORIGIN + DUBAI ABOVE ITEMS FOR OFFICE USE AND PROMOTIONS (NO NOT FOR COMMERCIAL USE/FREE OF CHARGE)

Note:
 1. This letter is to be treated as invalid if any correction/over writing is made.
 2. Delivery order is valid, subject to vessel berthing/cargo discharge from said vessel.
 3. Delivery order granted subject to endorsements and the Terms & Conditions of Bill of Lading.

Figure 36



7. Contact Information Need any assistance?

Please feel free to contact us as:

Email: pcssupport@psw.gov.pk


Phone: 021-111-111-779



 +92 21 111 111 779

 info@pcs.gov.pk

 www.pcs.gov.pk

 PSW - Head Office, Islamabad:
2nd Floor, NTC Headquarters, Sector G-5/2, Islamabad