

User Manual for Trader and Customs Agent

DPP – Import Permit, Release Order & Export Certificate

July 2022

Confidential Information: The information provided in this document is intended solely for the use of Traders/Customs agent filing DPP Import Permit and Export Certificate requests through PSW Single Declaration. The contents of this document may not be reproduced or divulged outside the intended organizations without the express written permission of PSW.

Table of Contents

1.	Introduction	4
2.	Background	5
3.	Salient Features of DPP LPCO Module:	6
3.1.	Pre-requisites for availing DPP PSW LPCO Services:	6
3.2.	System Requirements:.....	6
4.	Step by Step Process:	7
4.1.	User Login	7
4.2.	User Dashboard	7
4.2.1.	User Dashboard –Trader	8
4.2.2.	User Dashboard – Custom Agent	8
5.	Import Permit(s).....	9
5.1.	Filling of New Import Permit Request	9
5.2.	Import Conditions – Trader/Custom Agent	16
5.4.	Upload Called document(s)	25
5.5.	Notification regarding Approval/Rejection of Import Permit	30
5.6.	Import Permit Amendment	37
5.7.	Import Permit Revocation/Restoration	54
5.8.	Import Condition Attached notification.....	58
6.	Release order	60
6.1.	View Release Order	60
6.2.	Upload Called Document(s)	61
6.3.	Notification for Approval/Rejection of Release Order.....	66
6.4.	Notification for fumigation	73
7.	Export Certificate(s).....	76
7.1.	View Export Certificate.....	76
7.2.	Upload Called Document(s)	77
7.3.	Notification for fumigation	89
7.4.	Export Certificate Amendment.....	91
7.5.	Notification for Amendment Approval/Rejection of Export Permit	100
8.	Acronyms & Abbreviations	110
9.	Contact Information Need any assistance?	

Welcome to Pakistan Single Window Module for DPP Import Permit, Export Certificate (Phytosanitary Certificate) User Manual!

This Pakistan Single Window (PSW) user manual for traders and customs agents, is your step-by-step guide on how to obtain Import Permit and Export Certificate (Phytosanitary Certificate) from the Department of Plant Protection (DPP) through the PSW portal. This user manual provides background of the PSW system while describing its key features. It also outlines some responsibilities and obligations of the PSW users while using the PSW portal.

1. Introduction

Pakistan Single Window (PSW) is an electronic portal that allows parties involved in cross border trade and transport to lodge standardized information and documents using a single-entry point to fulfil all import, export, and transit related regulatory requirements. The information is transmitted electronically and individual data elements for clearance and regulatory approvals need only to be submitted once. Use of the PSW portal is allowed to authorized users who have completed the subscription process. Once subscribed and registered with PSW, you can access the PSW to perform cross border trade and transit related activities including online payment of taxes and OGA fees.

Currently, most OGAs dealing in cross border trade are performing their related functions manually. Even the OGAs using electronic means lack integration with the customs clearance system. All the internal users correspond through emails, phone calls and messages which causes delay in the operational processes and approvals.

The PSW aims to simplify your cross-border trade and transport experience. This new platform will facilitate the trader/customs agent with online applications for Import Permit/Export Certificate by the DPP. The application for the same shall be received and processed through the PSW portal. Similarly, sharing of messages and documents required for processing of regulatory approval requests shall be enabled by the PSW.

This new platform will also automate document calling, inspection calling, approval/rejection of Import Permit and Export Certificate requests. The Export Certificate request will be generated by the system at the time of submission of export Single Declaration (SD). With the PSW system going live, there will be no DPP office visits and manual submission of applications for the issuance of regulatory approvals. The processing of application will be done online, where you can have a clear visibility of the action being performed on the same. For example, if, during the processing of application for the Export Certificate, the DPP officer requests for the fumigation of a consignment, then a notification will be generated automatically by the PSW system which will appear in the trader dashboard.

With the help of this platform, the communication between you and DPP officer will be visible robust and transparent. For more to know about PSW please visit our website www.psw.gov.pk

2. Background

As a signatory to the WTO's Trade Facilitation Agreement (2015), Pakistan has notified the establishment of a 'National Single Window' (NSW) as a 'Category C' commitment with effect from 22nd February 2017. To implement NSW the Government of Pakistan has promulgated the Pakistan Single Window Act, 2021 while declaring Pakistan Customs as the Lead Agency. Pakistan Customs has established a dedicated PSW Company (PSWC), as a not-for-profit Company under Companies Act, 2017, to implement the PSW program. The PSWC has been designated as the Operating Entity under the PSW Act for developing and maintaining the PSW portal in collaboration with 77 different public sector entities involved in regulation of cross border trade in Pakistan. The PSWC will digitize the processes of public sector entities, related to regulation of international trade. This will not only reduce the time and costs but also increase compliance and immensely benefit economic operators like importers, exporters, freight forwarders, clearing agents, shipping companies, transporters etc. The implementation of PSW program will also enhance government controls and transparency. By creating a national electronic trade and logistics platform the PSW will help Pakistan integrate better into the regional and global single window systems. It will facilitate integration into global value chains and enable Pakistan to become a hub for regional and international transit and trade.

3. Salient Features of DPP LPCO Module

- i. A complete solution for online filling and processing of applications.
- ii. It caters to all the needs of DPP related to processing of Import Permit(s) and Export Certificate(s).
- iii. A complete and comprehensive log of the activities on the trader's online request for Import Permit or Export Certificate will be visible to the trader/custom agent in the system.
- iv. Dynamic User Management System provided to the DPP will ensure proper performance monitoring against agreed performance benchmarks and key performance indicators.
- v. Communication between the officer and trader/custom agent will be done through the PSW system.
- vi. Facilitates compliance of trade regulations through the system relying on HS code/Product Code based description and purpose of import selection.
- vii. Allows efficient clearance of consignments from the port through automation of the processing of LPCO.
- viii. Digital transactions through online payments of LPCO fees thus saving time and costs and promotion of digital transactions.
- ix. Clarity and precision in determining LPCO requirements on items being imported or exported through the ITMS based product codes.

3.1. Pre-requisites for availing DPP PSW LPCO Services

- i. The trader/custom agent must register in PSW.
- ii. The trader/custom agent must have a valid bank account and bank profile registered with the Authorized Dealer.

3.2. System Requirements

- i. To use PSW Portal on Windows®, the subscriber will require:
 - a. Google Chrome Browser.
 - b. Windows 7, Windows 8, Windows 8.1, Windows 10 or later
 - c. An Intel Pentium 4 processor or later that's SSE3 capable
- ii. To use PSW Portal on Mac®, the subscriber will need:
 - d. Google Chrome Browser
 - e. OS X El Capitan 10.11 or later

4. Step by Step Process

4.1. User Login

- i. Please visit “www.psw.gov.pk” and click on the ‘Login’ option.



Figure 1

- ii. After clicking on the login button, you will be redirected to the login interface. Here, you will be required to enter your login credentials.

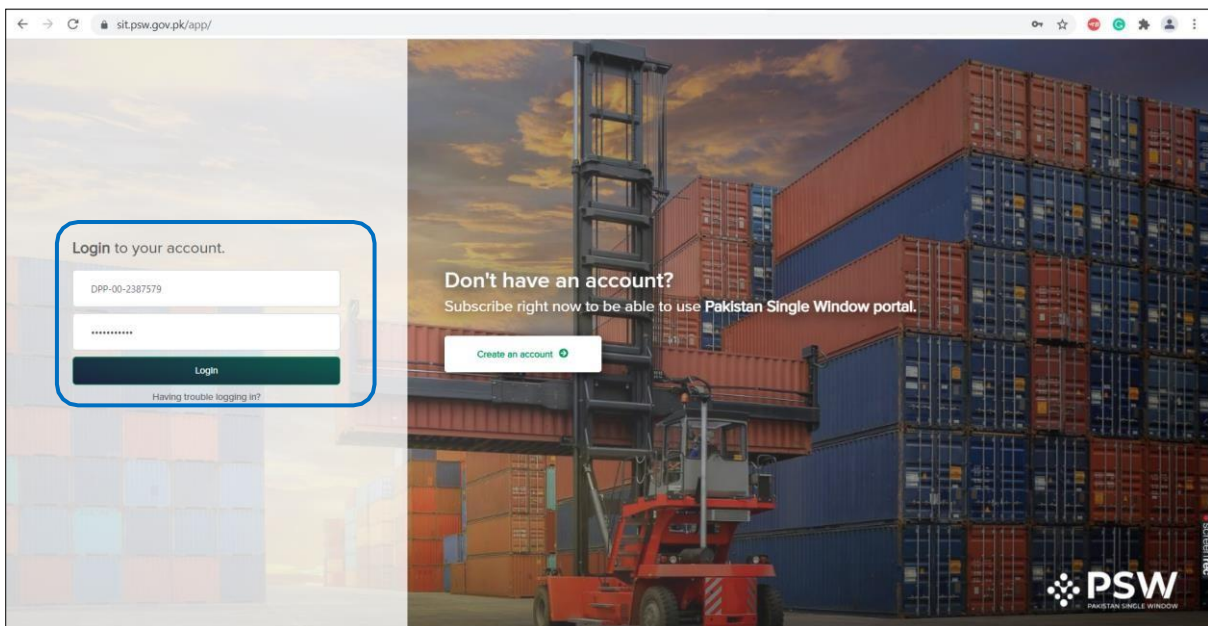


Figure 2

4.2. User Dashboard

4.2.1. User Dashboard –Trader

- i. Once the login credentials are validated, you will be redirected to the Dashboard. Here, you will click on “LPCO option.”

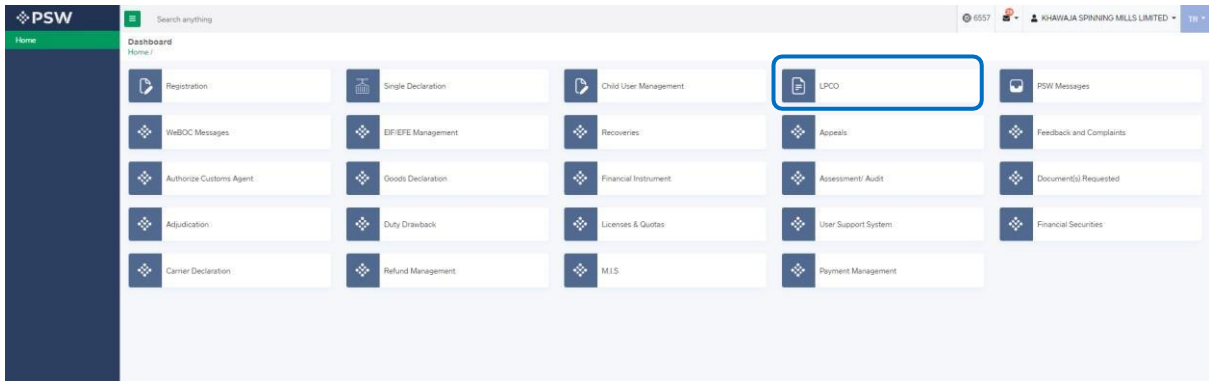


Figure 3

4.2.2. User Dashboard – Custom Agent

- i. Once the login credentials are validated, you will be redirected to the Dashboard. Here, you will click on “LPCO option.”

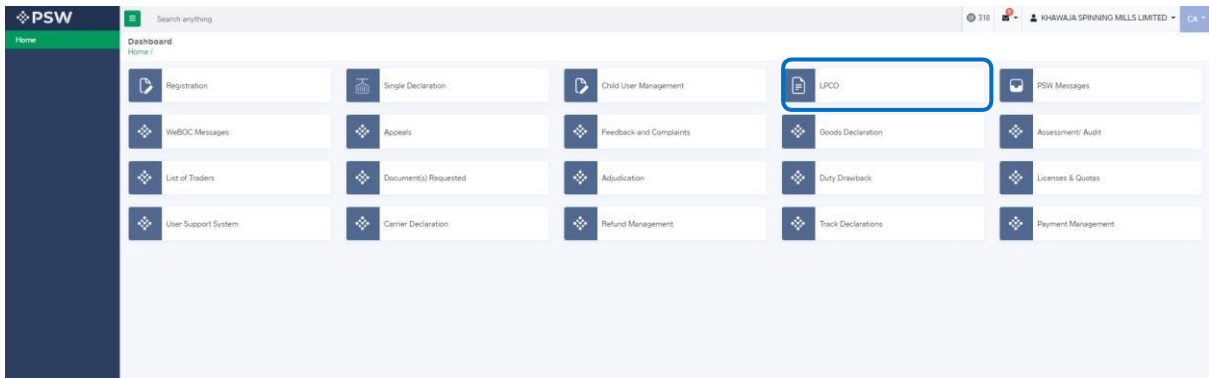


Figure 4

5. Import Permit(s)

5.1. Filling of New Import Permit Request

- i. Click on 'Import Permits'

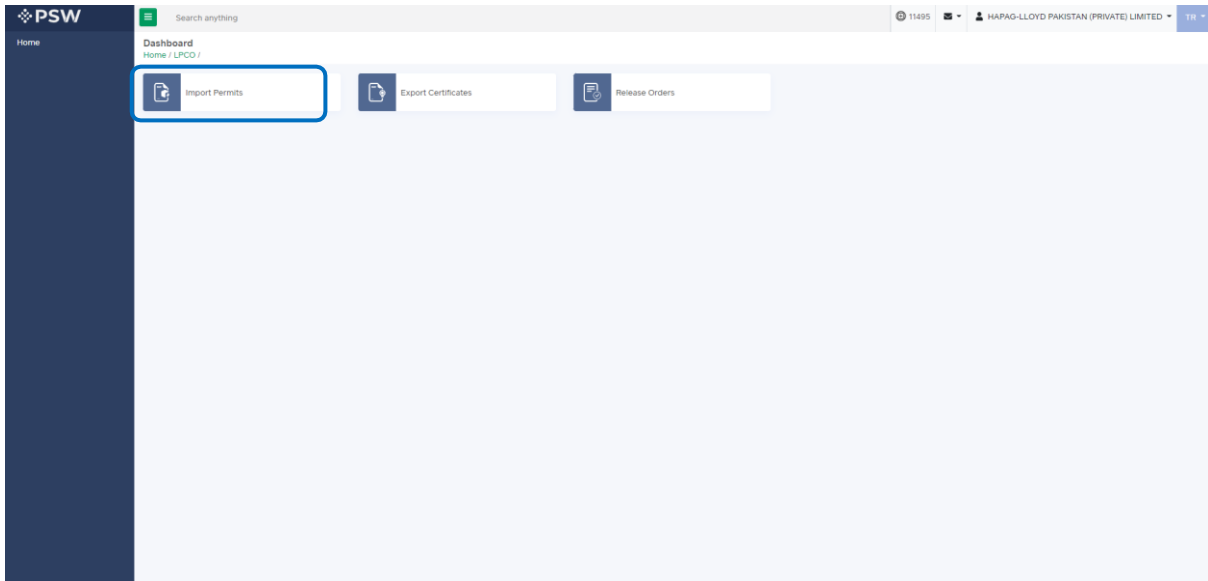


Figure 5

- ii. After clicking on Import Permits, you will be able to create a new Import Permit by clicking on 'Create Import Permit' button.

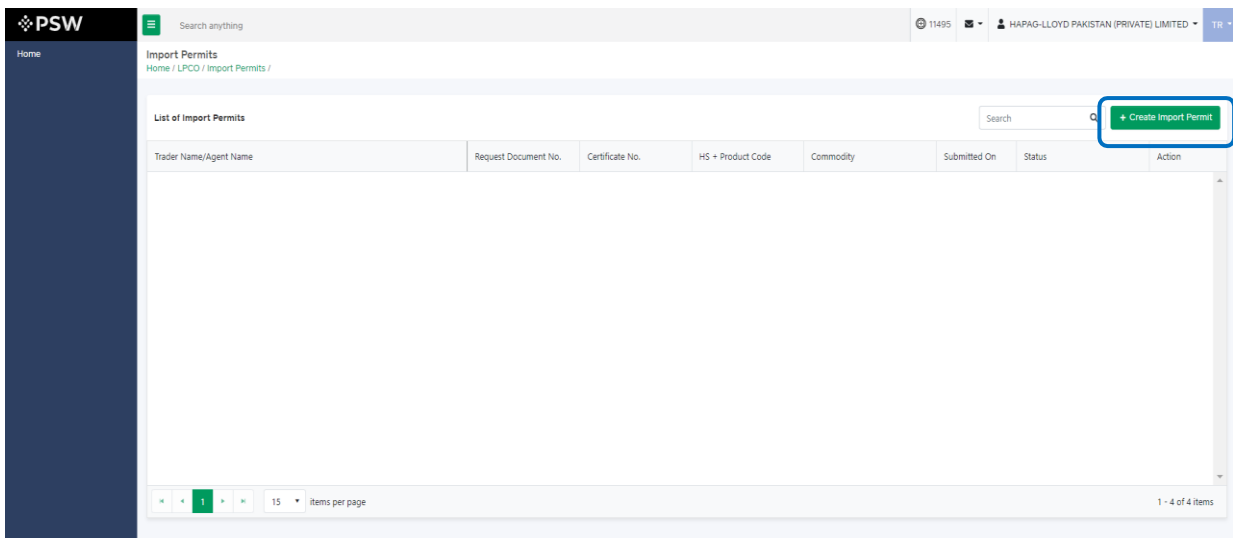


Figure 6

- iii. As you click on 'Create Import Permit' button, a new screen will appear in which you will lodge an online application for Import Permit.
 - iv. You will enter required information and click on 'save and proceed' button to proceed further.
- **Consignment Information**

Trader View

- i. Following will be the view if trader is filing Import Permit. Trader will add Consignment Information and click on 'Save & Proceed' button.

PSW Search anything 17793 FERTILITY & GENETIC SERVICES (PVT.) LIMITED TR

Home Create Import Permit Home / LPO / Import Permits / Create /

Step 1 of 4 Please complete all the steps to create an import permit. All fields are mandatory except the ones marked as Optional Save Cancel

Consignment Information

Commodity Information

Document Information

Import Condition

Importer Name: FERTILITY & GENETIC SERVICES (PVT.) LIMITED

Importer Address: 38-EAST, ZAHOOOR PLAZA, BINNAH AVENUE BLUE AREA, Islamabad Islamabad Urban

NTN: 0656910

Exporter Name: Hussain Shahi

Country: United Arab Emirates

City (Optional): Abu Dhabi

Email: hussain.shahi@hotmail.com

Cell Number: +971 3312860440

Address: Clifton

Country of Origin: United Arab Emirates

Importing from: United Arab Emirates

Destination City: Karachi

Port of Entry: Chaman

Port of Loading: Chaman

Means of Transportation: Sea

Save & Proceed

Figure 7

Custom Agent View

- i. Following will be the view if Custom Agent is filing Import Permit. Custom Agent will add Consignment Information and click on 'Save & Proceed' button.

PSW Search anything 243 KHAWAJA SPINNING MILLS LIMITED CA

Home Create Import Permit Home / LPO / Import Permits / Create /

Step 1 of 4 Please complete all the steps to create an import permit. All fields are mandatory except the ones marked as Optional Save

Consignment Information

Commodity Information

Document Information

Import Condition

NTN: ADOCS PAKISTAN LIMITED (06569682)

Importer Name: ADOCS PAKISTAN LIMITED

Importer Address: 2ND FLOOR F-3 PLAZA, BLOCK-2, COLLEGE ROAD, F-7 MARKAZ, Islamabad Islamabad Urban

Exporter Name: Hussain Shahi

Country: United Arab Emirates

City (Optional): Abu Dhabi

Email: hussain.shahi@hotmail.com

Cell Number: +971 3312863336

Address: Clifton

Country of Origin: United Arab Emirates

Importing from: United Arab Emirates

Destination City: Chaman

Port of Entry: Chaman

Port of Loading: Chaman

Means of Transportation: Sea

Save & Proceed

Figure 8

- **Commodities – Trader/Custom Agent**
 - i. You will provide commodity information and click on 'Save and Proceed' button to proceed further.

PSW Search anything 17793 FERTILITY & GENETIC SERVICES (PVT) LIMITED

Create Import Permit
Home / LPOD / Import Permits / Create /

Step 2 of 4
Please complete all the steps to create an import permit. All fields are mandatory except the ones marked as Optional.

Consignment Information

Commodity Information

Document Information

Import Condition

HS Code: 01064100 Product Code: 0000 Scientific Name: []

Item Description: Insects: Bees Declared Description: Insect

Purpose of Import: Culturing Quantity: 10 UOM: []

No. of Packages: 5 Package Type: DRUMS

Method to be Used to Prevent Plant Pest Escape: Insecticide No. of Specimens or Unit: 10

Types of Pest to be Moved: Pathogens Classification: Class

Life Stages of Organism: []

Save & Proceed

Figure 9

Following types of screens may open based on HS Code.

PSW Search anything 17793 FERTILITY & GENETIC SERVICES (PVT) LIMITED

Create Import Permit
Home / LPOD / Import Permits / Create /

Step 2 of 4
Please complete all the steps to create an import permit. All fields are mandatory except the ones marked as Optional.

Consignment Information

Commodity Information

Document Information

Import Condition

HS Code: 06012000 Product Code: 1000 Scientific Name: []

Item Description: FLOWER BULB Declared Description: Insects

Purpose of Import: Commercial Sowing Quantity: 10 UOM: []

No. of Packages: 5 Package Type: DRUMS

Variety: Large Plant or Plant parts to be Imported (buds, cutting, Rhizomes, plants, Bulbs, Fruits, etc): Cutting

Save & Proceed

Figure 10

PSW Search anything 17793 FERTILITY & GENETIC SERVICES (PVT) LIMITED TR

Create Import Permit
Home / LPOD / Import Permits / Create /

Step 2 of 4
Please complete all the steps to create an import permit. All fields are mandatory except the ones marked as Optional.

Consignment Information

Commodity Information

Document Information

Import Condition

HS Code: 0603.1100 Product Code: 0000 Scientific Name:

Item Description: FRESH CUT FLOWERS ROSES Declared Description: Insects

Purpose of Import: Processing/Decoration Quantity: 10 UOM: KG

No. of Packages: 5 Package Type: DRUMS

Plant or plant product or regulated goods or article

Save & Proceed

Figure 11

PSW Search anything 17793 FERTILITY & GENETIC SERVICES (PVT) LIMITED TR

Create Import Permit
Home / LPOD / Import Permits / Create /

Step 2 of 4
Please complete all the steps to create an import permit. All fields are mandatory except the ones marked as Optional.

Consignment Information

Commodity Information

Document Information

Import Condition

HS Code: 4401.1100 Product Code: 0000 Scientific Name: pinus spp

Item Description: Fuel wood, in logs, in billets in twigs, faggots or in similar forms Declared Description: Insects

Purpose of Import: Processing Quantity: 10 UOM: KG

No. of Packages: 5 Package Type: DRUMS

Type Of Timber: Log

Save & Proceed

Figure 12

PSW Search anything 17793 FERTILITY & GENETIC SERVICES (PVT.) LIMITED

Create Import Permit
Home / LPOD / Import Permits / Create /

Step 2 of 4
Please complete all the steps to create an import permit. All fields are mandatory except the ones marked as Optional.

Consignment Information
Commodity Information
Document Information
Import Condition

HS Code: 0601.2000 **Product Code:** 1000 **Scientific Name:**

Item Description: FLOWER BULBS **Declared Description:** Insects

Purpose of Import: Commercial Sowing **Quantity:** 10 **UOM:** kg

No. of Packages: 5 **Package Type:** DRUMS

Variety: Large **Plant or Plant parts to be Imported (seeds, cuttings, Rhizomes, plants, Bulbs, Fruits, etc):** Plant

Back **Save & Proceed**

Figure 13

PSW Search anything 17793 FERTILITY & GENETIC SERVICES (PVT.) LIMITED

Create Import Permit
Home / LPOD / Import Permits / Create /

Step 2 of 4
Please complete all the steps to create an import permit. All fields are mandatory except the ones marked as Optional.

Consignment Information
Commodity Information
Document Information
Import Condition

HS Code: 0602.9000 **Product Code:** 1000 **Scientific Name:** All cut flowers (dried, dyed, bleached, impregnated or otherwise prepared)

Item Description: Of specimen of species listed in any Appendix of the CITES **Declared Description:** Insects

Purpose of Import: Processing/Decoration **Quantity:** 10 **UOM:** kg

No. of Packages: 5 **Package Type:** DRUMS

Plant or plant product or regulated goods or article: Plant

Back **Save & Proceed**

Figure 14

Commodities searching – Trader/Custom Agent

- i. You will be able to search and identify the specific commodity HS code and Product code by clicking on ‘Search’ tab in the Product Code field

PSW Search anything 17793 FERTILITY & GENETIC SERVICES (PVT.) LIMITED TR

Home Create Import Permit Home / LPOD / Import Permits / Create /

Step 2 of 4 Please complete all the steps to create an import permit. All fields are mandatory except the ones marked as Optional. Save Cancel

Consignment Information HS Code 0106.4100 Product Code 0000 Scientific Name [Search Icon]

Commodity Information Item Description -- Insects Bees Declared Description Insects

Document Information Purpose of Import Culturing Quantity 10 UOM u

Import Condition No. of Packages 5 Package Type DRUMS

Method to be Used to Prevent Plant Pest Escape Prevent No. of Specimens or Unit 5

Types of Pest to be Moved Pathogens Classification Class

Life Stages of Organism Early

Back Save & Proceed

Figure 15

- ii. You can search by HS code, Product code, Item description and by purpose and select the desired result.

Search HS Codes	HS Code	Product Code	Item Description	Purpose
HS Code <input type="text"/>	0106.4100	0000	-- Bees	Culturing
Product Code <input type="text"/>	0106.4100	0000	-- Bees	Screening / Research/ trial
Item Description <input type="text"/>	0106.4900	1100	-- Other	Culturing
Purpose of Import <input type="text"/>	0106.4900	1100	-- Other	Screening / Research/ trial
<input type="text"/>	0106.4900	1900	-- Other	Culturing
<input type="text"/>	0106.4900	1900	-- Other	Screening / Research/ trial
<input type="text"/>	0106.4900	9000	-- Other	Culturing
<input type="text"/>	0106.4900	9000	-- Other	Culturing
<input type="text"/>	0106.9000	9200	- Other	Culturing
<input type="text"/>	0106.9000	9200	- Other	Screening / Research/ trial

Search Close 1 2 3 4 5 ... 10 items per page 1 - 10 of 644 items

Figure 16

- iii. You can also click on 'Reset' button to reset the search.

Search HS Codes	HS Code	Product Code	Item Description	Purpose
HS Code <input type="text"/>	0106.4100	0000	-- Bees	Culturing
Product Code <input type="text"/>	0106.4100	0000	-- Bees	Screening / Research/ trial
Item Description <input type="text"/>	0106.4900	1100	-- Other	Culturing
Purpose of Import <input type="text"/>	0106.4900	1100	-- Other	Screening / Research/ trial
<input type="button" value="Reset"/>	0106.4900	1900	-- Other	Culturing
	0106.4900	1900	-- Other	Screening / Research/ trial
	0106.4900	9000	-- Other	Culturing
	0106.4900	9000	-- Other	Culturing
	0106.9000	9200	- Other	Culturing
	0106.9000	9200	- Other	Screening / Research/ trial

Search Close 1 2 3 4 5 ... 10 items per page 1 - 10 of 644 items

Figure 17

- **Document Information – Trader/Custom Agent**
 - The system will require you to upload mandatory documents, through the use of ITMS HS code and Product Code. The system will only display the documents which are required under the selected HS/Product Code

PSW Search anything 17793 FERTILITY & GENETIC SERVICES (PVT) LIMITED

Home Create Import Permit Home / Import Permits / Create /

Step 3 of 4 Please complete all the steps to create an import permit. All fields are mandatory except the ones marked as Optional. Save Cancel

Consignment Information per regulatory policy of the department, the listed documents are mandatory.

Commodity Information

Document Information Document Type Select Document Type

Import Condition Upload File Select files... Drop files here to upload

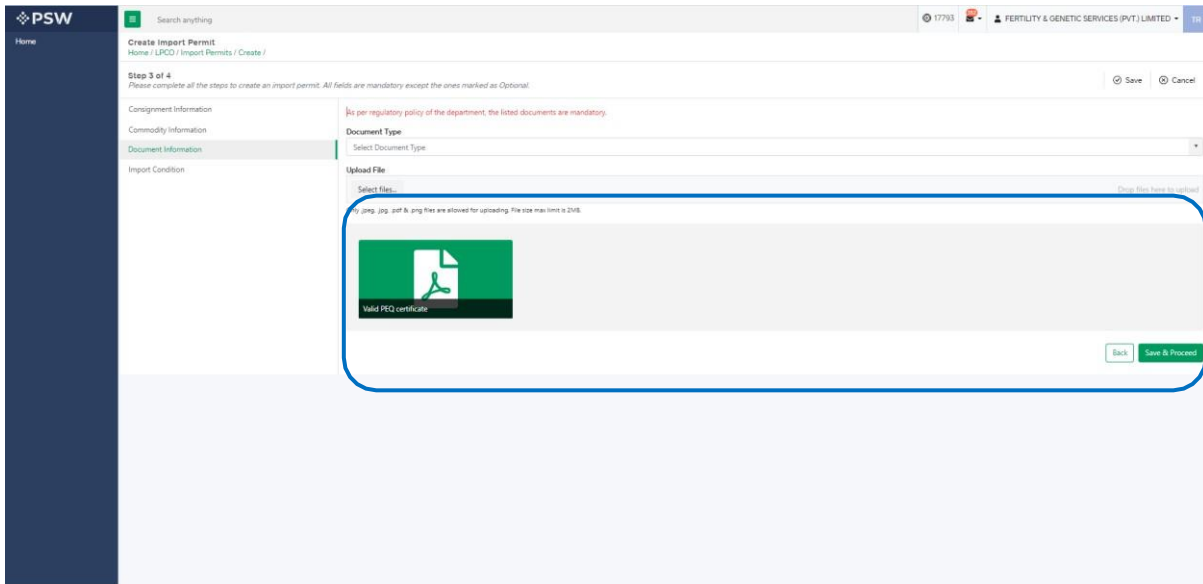
Only .jpg, .png, .pdf & .zip files are allowed for uploading. File size max limit is 2MB.

No documents uploaded yet

Back Save & Proceed

Figure 18

- You can also click on uploaded document to view the documents.



- iii. After uploading the documents, you will click on 'Save and Proceed' button to proceed further.

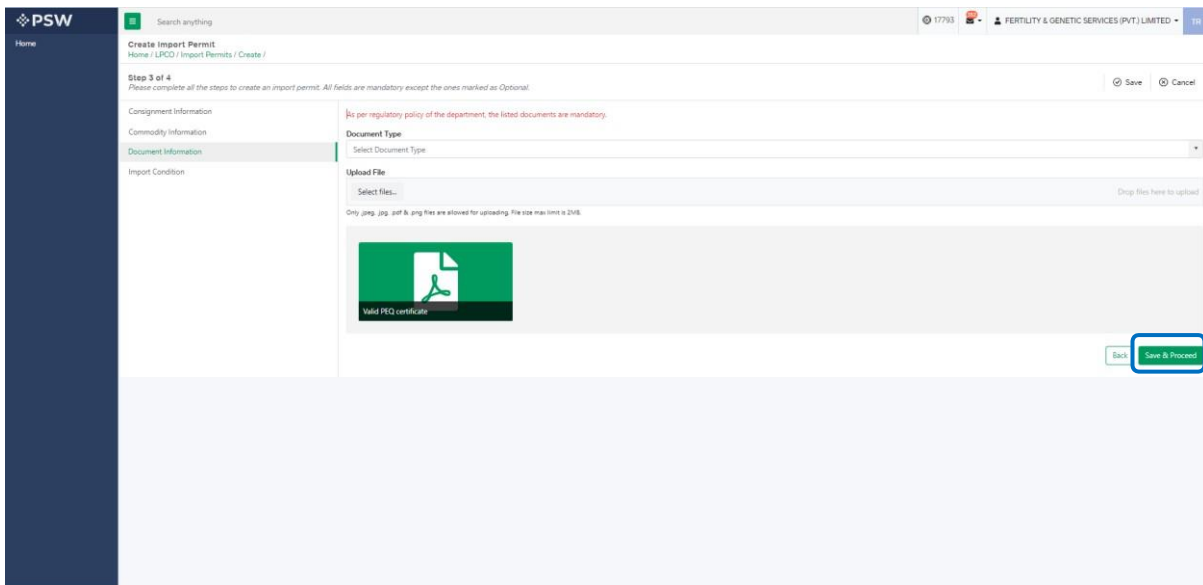


Figure 20

5.2. Import Conditions – Trader/Custom Agent

- i. When import conditions are not defined by Department following screen will appear:

Figure 21

- a. If the declaration is defined user must check box.
- b. Note: When declarations are not defined this checkbox is optional for selection

Figure 22

- c. You click on 'Submit' Button and submit the Import Permit application request.

PSW Search anything 17793 FERTILITY & GENETIC SERVICES (PVT) LIMITED TR

Create Import Permit
Home / LPCO / Import Permits / Create /

Step 4 of 4
Please complete all the steps to create an import permit. All fields are mandatory except the ones marked as Optional. Save Cancel

Consignment Information
Commodity Information
Document Information
Import Condition

Import Condition Title
No Import Condition Available

Import Condition
No Import Condition Available

Import Conditions have not been developed. Plant and plant products shall not be imported into Pakistan for commercial purpose unless the pest risk analysis is carried out by the Department based on the standards of the Convention subject to such restrictions and conditions as it deems fit to impose.

Back Submit

Figure 23

ii. When import conditions are defined following screen will appear:

PSW Search anything 11495 HAPAG-LLOYD PAKISTAN (PRIVATE) LIMITED TR

Edit Import Permit
Home / LPCO / Import Permits / Edit /

Step 4 of 4
Please complete all the steps to create an import permit. All fields are mandatory except the ones marked as Optional. Save Cancel

Consignment Information
Commodity Information
Document Information
Import Condition

Import Condition Title
Import conditions

Import Condition

The Yellowpea seeds for consumption may enter Pakistan from Argentina after following phytosanitary measures:

- 1) Prior to the importation of Yellowpea seed for consumption to Pakistan, a valid import permit issued by the Department of Plant Protection under Rule 3 of Pakistan Plant Quarantine Rules 1967 is required.
- 2) An import permit may be obtained by submitting an import permit application to the Department of Plant Protection, Karachi for import of Yellowpea seeds for consumption from Argentina. However, the Department reserves the right, at any time to rescind import permit on detection and identification of any regulated pest in arrived shipment from Argentina.
- 3) The Yellowpea seeds for consumption must be inspected or tested by the National Plant Protection Organisation (NPPO) of

I hereby declare that the import conditions related to the commodity to be imported have been thoroughly studied and I will comply with the conditions therein. In case of noncompliance, the Department of Plant Protection may take necessary actions as per provisions of Plant Quarantine Act 1967 and rules 2019.

Back Submit

Figure 24

a. You must click on declaration check box.

PSW Search anything 11495 HAPAG-LLOYD PAKISTAN (PRIVATE) LIMITED TR

Edit Import Permit
Home / LPCO / Import Permits / Edit /

Step 4 of 4
Please complete all the steps to create an import permit. All fields are mandatory except the ones marked as Optional. Save Cancel

Consignment Information
Commodity Information
Document Information
Import Condition

Import Condition Title
Import conditions

Import Condition

The Yellowpea seeds for consumption may enter Pakistan from Argentina after following phytosanitary measures:

- 1) Prior to the importation of Yellowpea seed for consumption to Pakistan, a valid import permit issued by the Department of Plant Protection under Rule 3 of Pakistan Plant Quarantine Rules 1967 is required.
- 2) An import permit may be obtained by submitting an import permit application to the Department of Plant Protection, Karachi for import of Yellowpea seeds for consumption from Argentina. However, the Department reserves the right, at any time to rescind import permit on detection and identification of any regulated pest in arrived shipment from Argentina.
- 3) The Yellowpea seeds for consumption must be inspected or tested by the National Plant Protection Organisation (NPPO) of

I hereby declare that the import conditions related to the commodity to be imported have been thoroughly studied and I will comply with the conditions therein. In case of noncompliance, the Department of Plant Protection may take necessary actions as per provisions of Plant Quarantine Act 1967 and rules 2019.

Back Submit

Figure 25

b. You click on 'Submit' button to submit the Import Permit application request.

Step 4 of 4
Please complete all the steps to create an import permit. All fields are mandatory except the ones marked as Optional.

Consignment Information
Commodity Information
Document Information
Import Condition

Import Condition Title
Phyosanitary Requirements for Importation of Raisin into Pakistan for Human Consumption

Import Condition
Phyosanitary Requirements for Importation of Raisin into Pakistan for Human Consumption

Import Conditions
The following Import Conditions are applicable to this Import scenario. The department will assess the suitability of your import against the import conditions.

1. Prior to the importation of goods into Pakistan, a valid import permit issued by the Department of Plant Protection is required.
2. National Plant Protection Organization of exporting country must consider the import permit for compliance of phytosanitary measures specified on the import permit and issuance of phytosanitary certificate.
3. The import permit may be obtained from the Department of Plant Protection by submitting an [import permit application](#) along with prescribed fee and documents to the Department of Plant Protection.
4. Raisin may be imported in the clean packings and shall be free from pests and diseases.
5. The plants or plant products must be inspected or tested by the National Plant Protection Organisation (NPPO) of exporting country according to appropriate procedures and be considered free from biosecurity pests.
To demonstrate compliance with this requirement, NPPO, of exporting country must present the following on a [Phytosanitary certificate](#).

The declaration "This is to certify that the plants, plant products or other regulated articles described herein have been inspected and/or tested according to appropriate official procedures and are considered to be free from the quarantine pests specified by the importing contracting party and to conform with the current phytosanitary requirements of the importing contracting party, including those for regulated non-quarantine pests."

I hereby declare that the import conditions related to the commodity to be imported have been thoroughly studied and I will comply with the conditions therein. In case of non-compliance, the Department of Plant Protection may take necessary actions as per provisions of the Plant Quarantine Act 1976 and rules 2019.

[Back](#) [Submit](#)

Figure 26

iii. Upon submission of Import Permit request, a PSID will be generated. The Import Permit fee shall be displayed for payment against the PSID. You will pay the fee and proceed.

Submitted

Your import permit request has been submitted and is ready for processing.
Kindly pay the fees against the below PSID to further proceed with your request.

HS Code	Amount
0106.4100.0000	PKR 5,000
PSID	Validity Period
10007420220531020659156	12 Month(s)

[OK](#)

Figure 27

5.3. Save, Edit, Cancel & View Import Permit

5.3.1.1. Save Import Permit

- i. You can save the information entered while creating Import Permit by clicking on 'Save' button during each step.

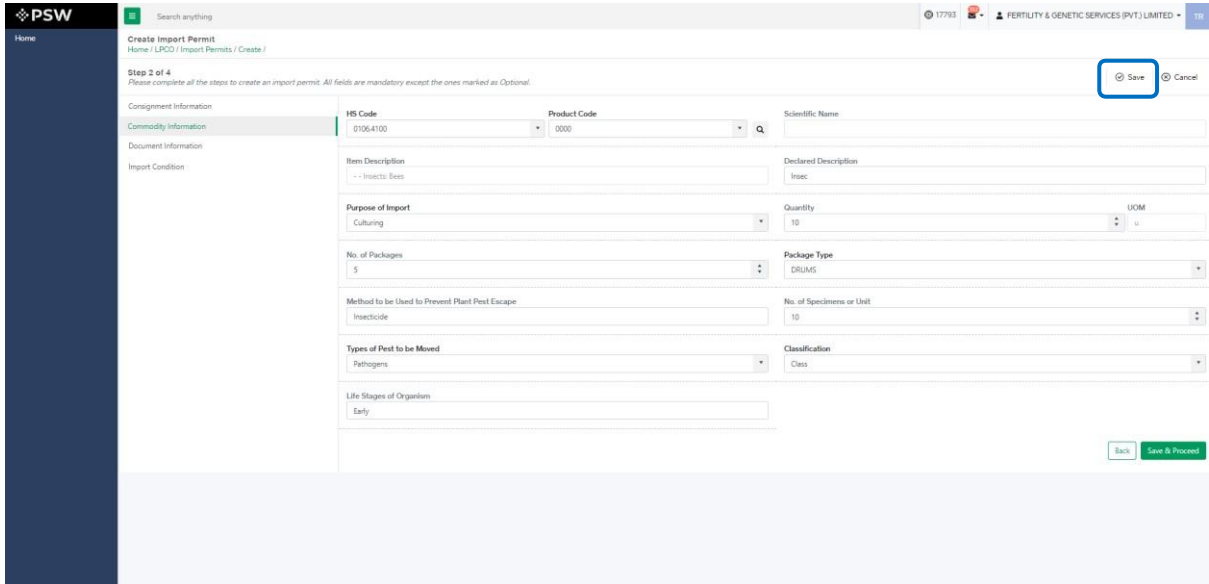


Figure 28

- ii. Upon clicking on 'Save' button a pop up will appear where trader/Custom agent will click 'Yes.'

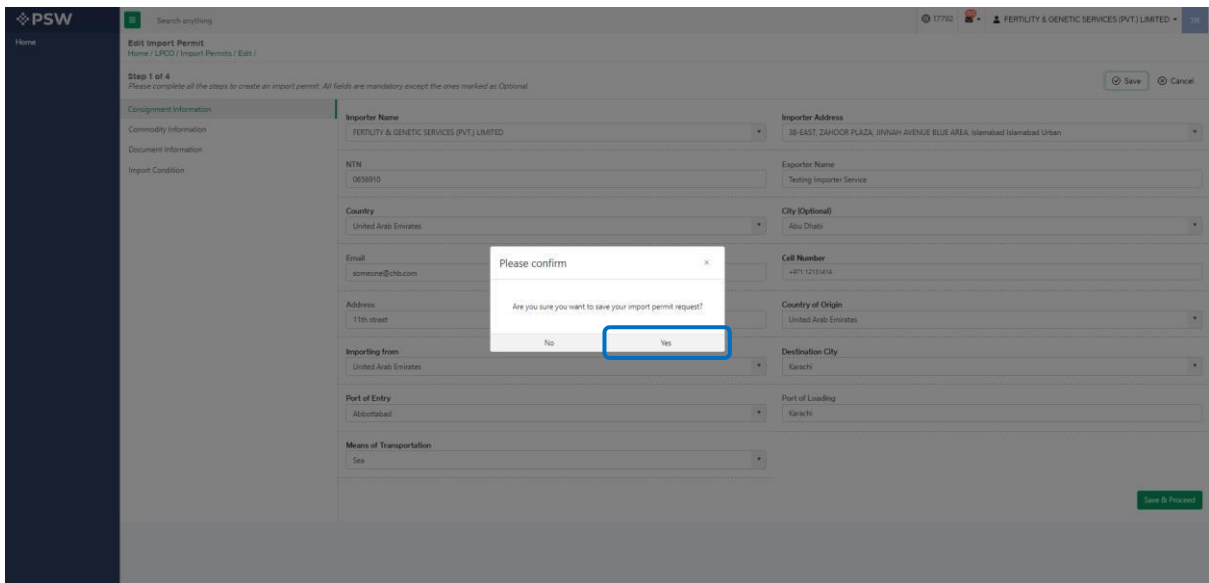


Figure 29

Edit Saved Import Permit

- i. Once the Import Permit information is saved it will appear in Import Permit grid with status “Drafted,” you can click on pen icon to edit drafted/saved Import Permits.

The screenshot shows the PSW web interface for Import Permits. A table lists four permits. The first permit, with Request Document No. IP-20C5AE and Status 'Drafted', has a pen icon in the 'Action' column. The other permits are 'Assigned To Officer' or 'Approved'.

Trader Name/Agent Name	Request Document No.	Certificate No.	HS + Product Code	Commodity	Submitted On	Status	Action
HAPAG-LLOYD PAKISTAN (PRIVATE) LIMITED	IP-20C5AE		0601.1010.0000	----- Bulbs		Drafted	
HAPAG-LLOYD PAKISTAN (PRIVATE) LIMITED	IP-04E640		0601.1010.0000	----- Bulbs	10-02-2022	Assigned To Officer	
HAPAG-LLOYD PAKISTAN (PRIVATE) LIMITED	IP-87B202		0106.4100.0000	-- Insects: Bees	01-02-2022	Assigned To Officer	
HAPAG-LLOYD PAKISTAN (PRIVATE) LIMITED	IP-F1C18D	IP-D6AAB0/2022	0601.2000.1000	----- FLOWER BULB	01-02-2022	Approved	

Figure 30

Trader View

- i. You can edit the saved request.

The screenshot shows the 'Create Import Permit' form in the PSW system. The form is titled 'Step 1 of 4' and includes fields for importer and exporter details. A blue box highlights the 'Create Import Permit' button in the top navigation bar.

Field	Value
Importer Name	FERTILITY & GENETIC SERVICES (PVT.) LIMITED
Importer Address	38-EAST, ZAHOOR PLAZA, JINNAH AVENUE BLUE AREA, Islamabad Islamabad Urban
NTN	0656910
Country	United Arab Emirates
City (Optional)	Abu Dhabi
Email	hussain.shah@hotmail.com
Cell Number	+971 3312850440
Address	Clifton
Country of Origin	United Arab Emirates
Importing from	United Arab Emirates
Destination City	Karachi
Port of Entry	Chaman
Port of Loading	Chaman
Means of Transportation	Sea

Figure 31

Custom Agent View

- i. You can edit the saved request.

The screenshot shows the 'Edit Import Permit' form in the PSW system. The form is titled 'Edit Import Permit' and includes a search bar at the top. The form is divided into several sections: 'Consignment Information', 'Commodity Information', 'Document Information', and 'Import Condition'. The 'Importer Name' field is filled with 'ADOS PAKISTAN LIMITED (0659552)'. The 'Importer Address' field is filled with '2ND FLOOR FJ PLAZA, BLOCK-2, COLLEGE ROAD, F-7 MARKAZ, Islamabad Islamabad Urban'. The 'Country' field is set to 'United Arab Emirates'. The 'City (Optional)' field is set to 'Abu Dhabi'. The 'Email' field is filled with 'hussain.shahi@hotmail.com'. The 'Cell Number' field is filled with '+971 422 2 53311'. The 'Address' field is filled with '11th street'. The 'Country of Origin' field is set to 'United Arab Emirates'. The 'Importing from' field is set to 'United Arab Emirates'. The 'Destination City' field is set to 'Faisalabad'. The 'Port of Entry' field is set to 'Tahar'. The 'Port of Loading' field is set to 'Karachi'. The 'Means of Transportation' field is set to 'Sea'. The form includes 'Save' and 'Cancel' buttons at the top right. A red box highlights the 'Edit Import Permit' breadcrumb and the 'Save' and 'Cancel' buttons.

Figure 32

Cancel Import Permit

- i. To cancel a saved Import Permit, which is not submitted for processing, you shall click on 'Cancel' button.
(Note: Edit and cancel function shall only be available on draft/saved permit. No option to edit or cancel will be available once the Import Permit is submitted)

The screenshot shows the 'Create Import Permit' form in the PSW system. The form is titled 'Create Import Permit' and includes a search bar at the top. The form is divided into several sections: 'Consignment Information', 'Commodity Information', 'Document Information', and 'Import Condition'. The 'Importer Name' field is filled with 'FERTILITY & GENETIC SERVICES (PVT) LIMITED'. The 'Importer Address' field is filled with '38-EAST, ZAHOOR PLAZA, JINNAH AVENUE BLUE AREA, Islamabad Islamabad Urban'. The 'Country' field is set to 'United Arab Emirates'. The 'City (Optional)' field is set to 'Abu Dhabi'. The 'Email' field is filled with 'hussain.shahi@hotmail.com'. The 'Cell Number' field is filled with '+971 331280443'. The 'Address' field is filled with 'Clifton'. The 'Country of Origin' field is set to 'United Arab Emirates'. The 'Importing from' field is set to 'United Arab Emirates'. The 'Destination City' field is set to 'Karachi'. The 'Port of Entry' field is set to 'Chaman'. The 'Port of Loading' field is set to 'Chaman'. The 'Means of Transportation' field is set to 'Sea'. The form includes 'Save' and 'Cancel' buttons at the top right. A red box highlights the 'Cancel' button.

Figure 33

- ii. Upon clicking on 'cancel' button a pop up will appear to which you will click 'Yes' to cancel the drafted request.

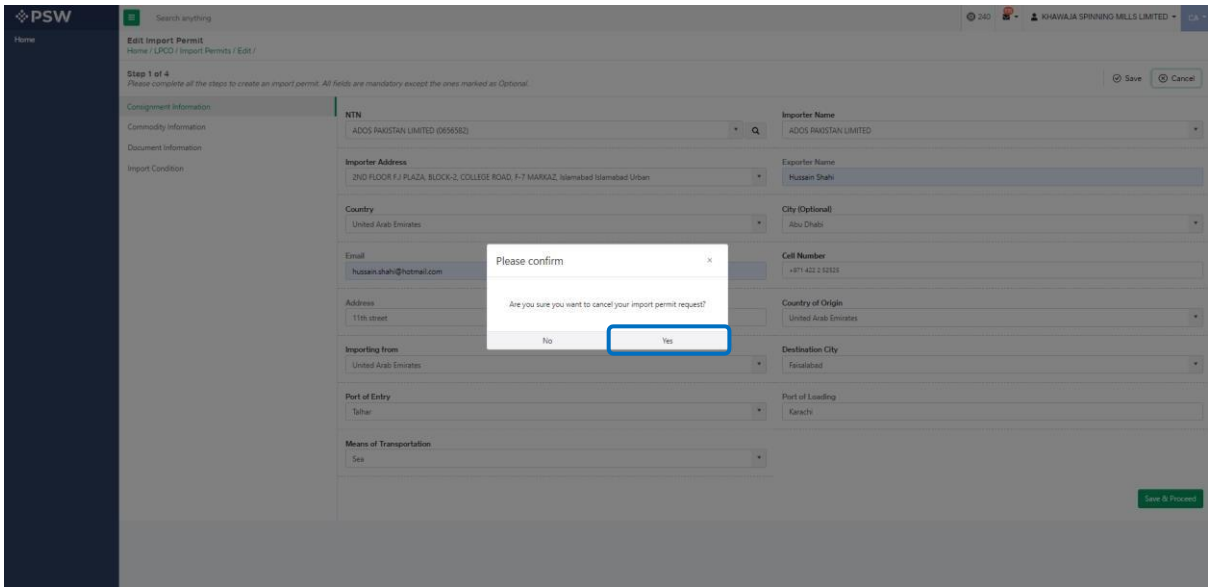


Figure 34

5.3.2. View Import Permit – Trader/Custom Agent

- i. You can view submitted Import Permit by clicking on desired Import Permit.

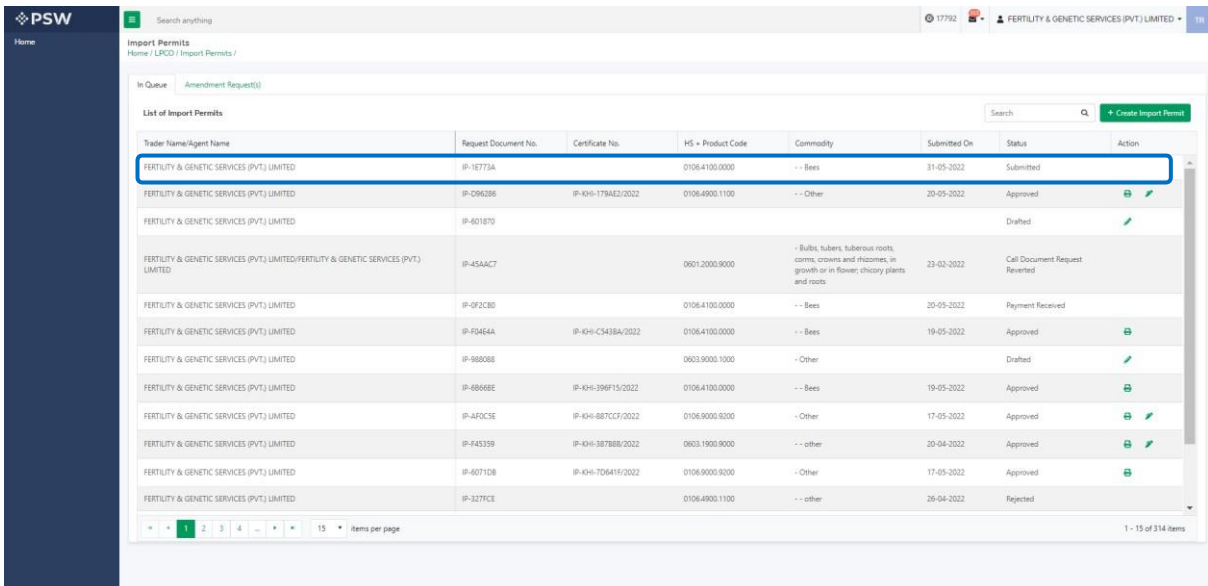


Figure 35

- ii. You can view the submitted Import Permit, attach documents, and import conditions (if any).

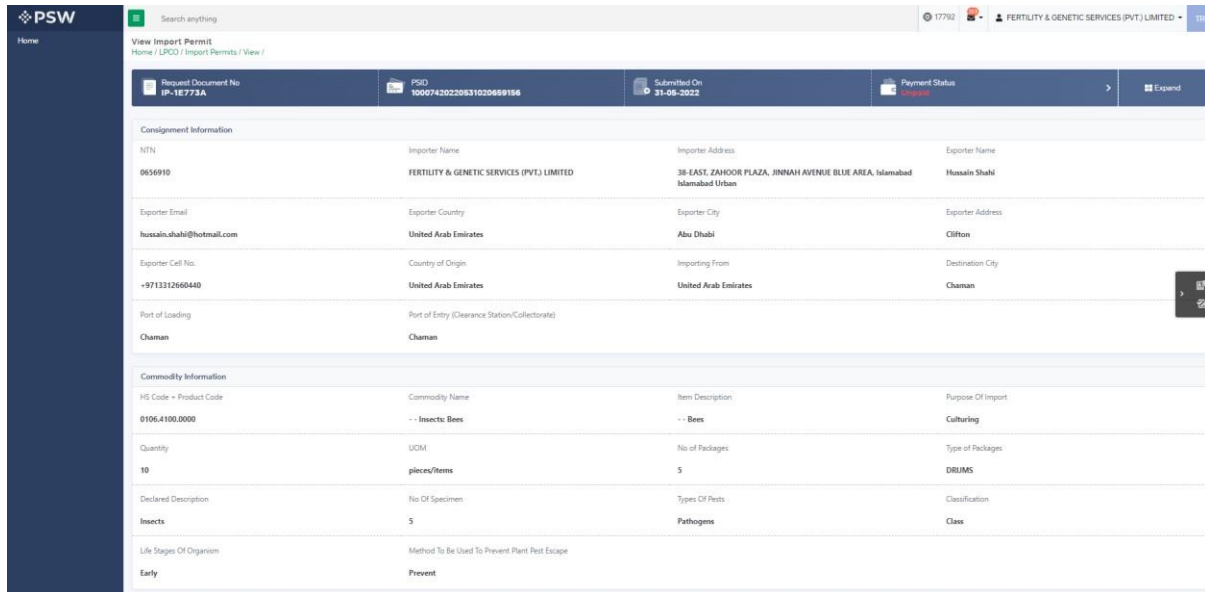


Figure 36

5.4. Upload Called document(s)

- i. If DPP officer requests any additional document, a notification will appear in the notification bar. You will click on notification button appearing at top right side on the window.

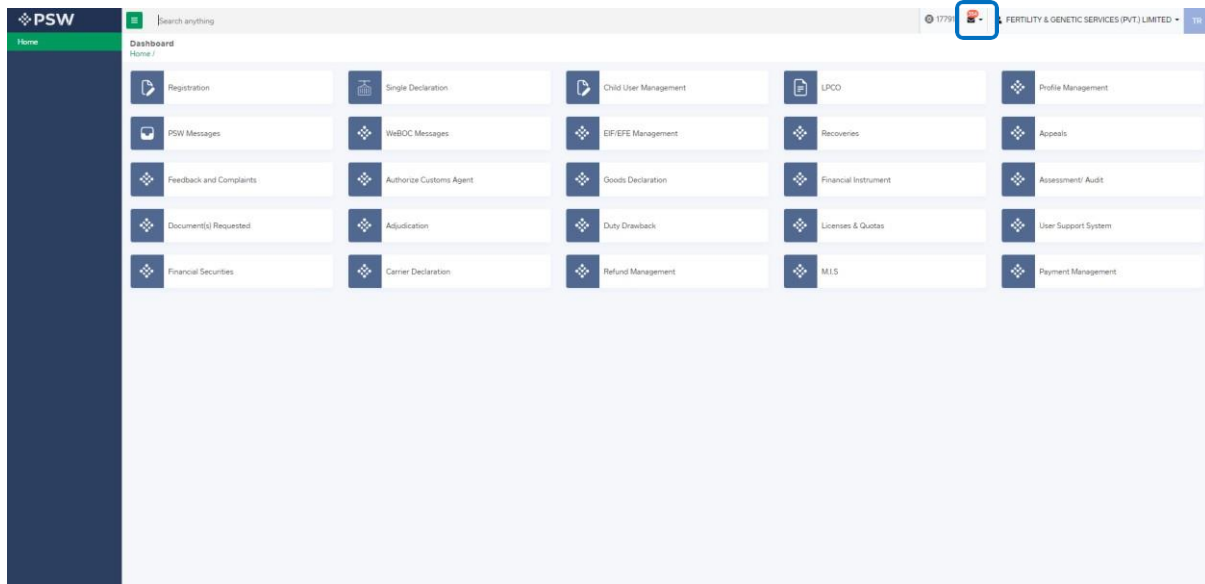


Figure 37

ii. You will click on a particular notification.

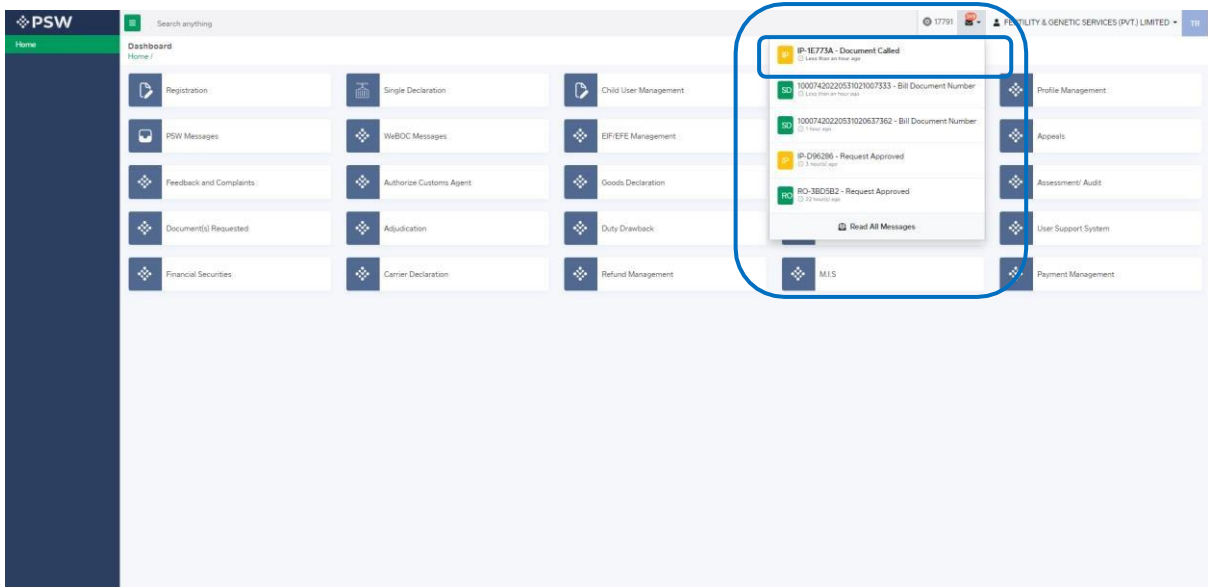


Figure 38

iii. If 'document called' notification is clicked, you will be re-directed to the inbox from where you will click on 'Upload Document.'

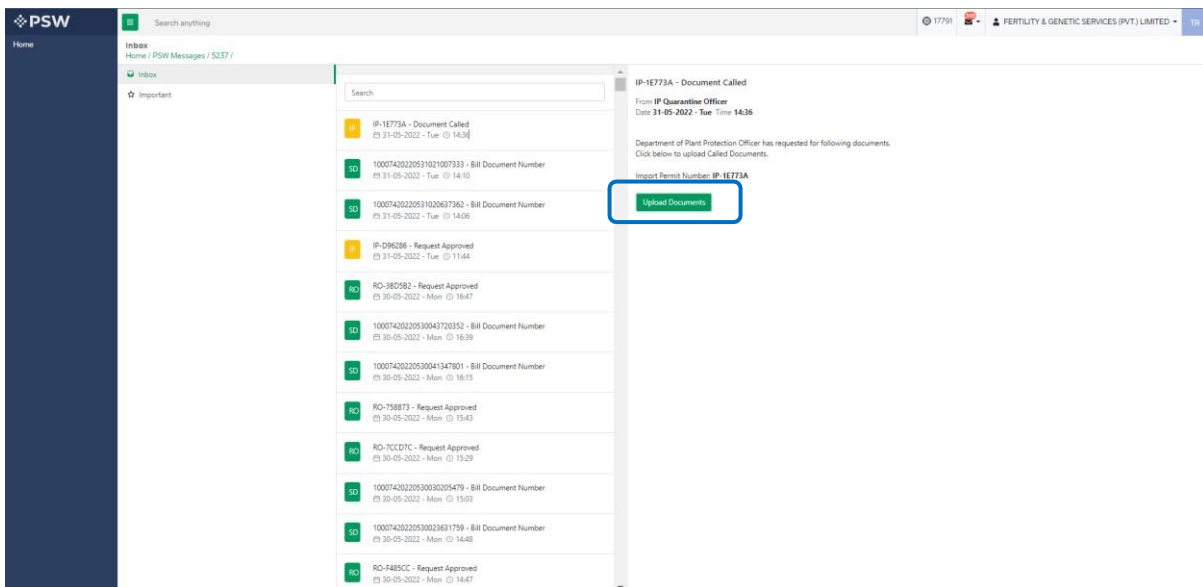


Figure 39

- iv. You will be re-directed to the 'Document Called' screen from where you can upload document.

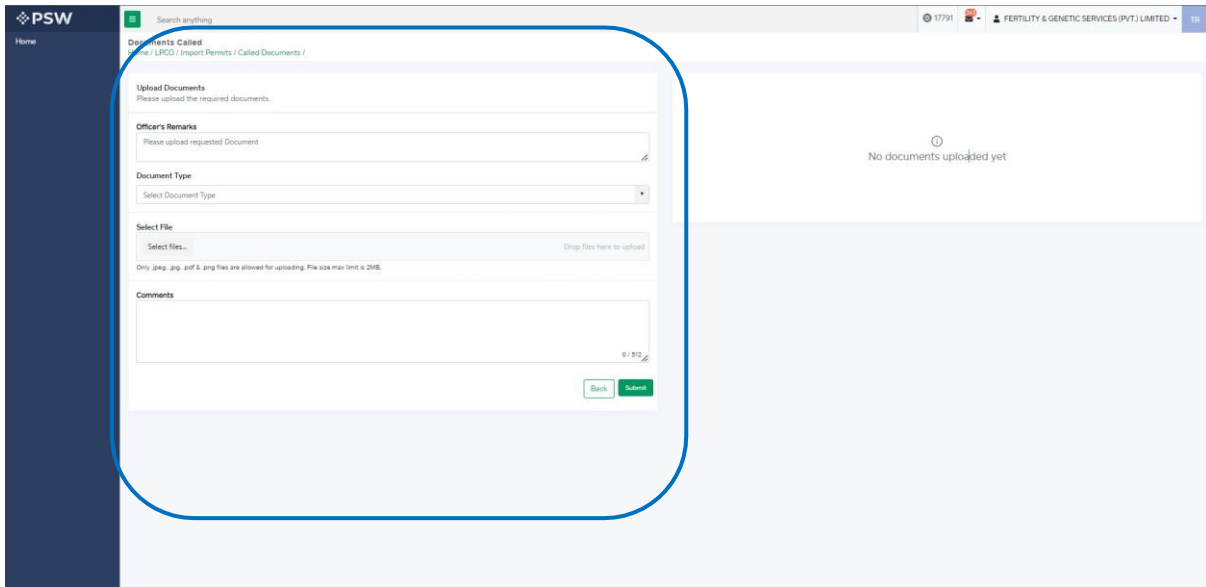


Figure 40

- v. You will select require document by clicking on 'Document Type'

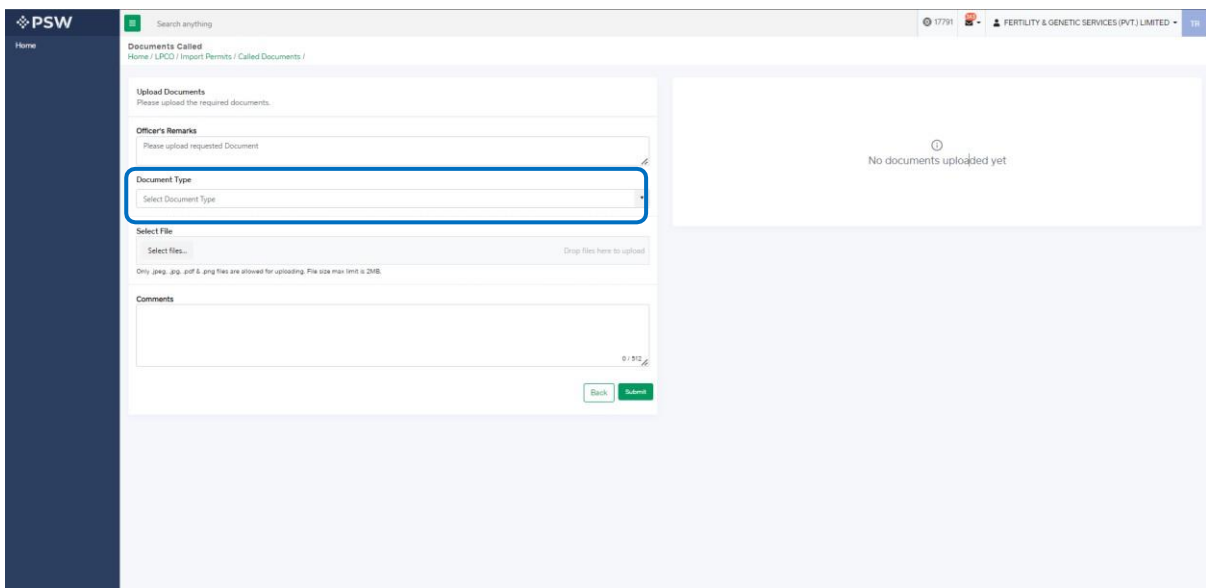


Figure 41

vi. You will click on 'select file' button and upload a file.

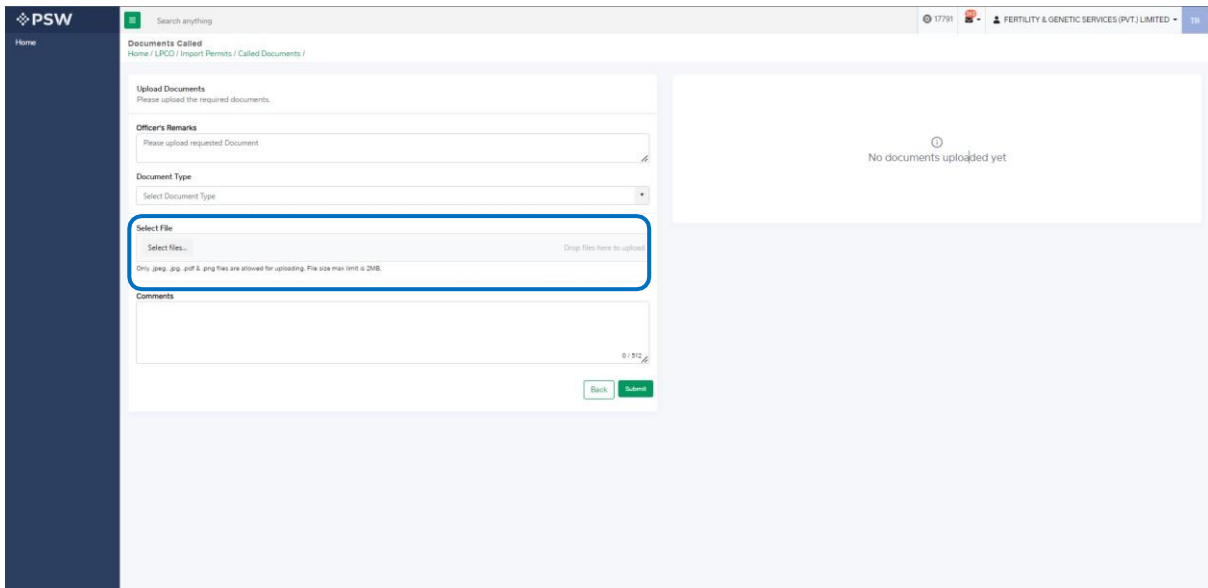


Figure 42

vii. You can review the attached file by clicking on file and then clicking on 'Submit' button to submit document for further processing.

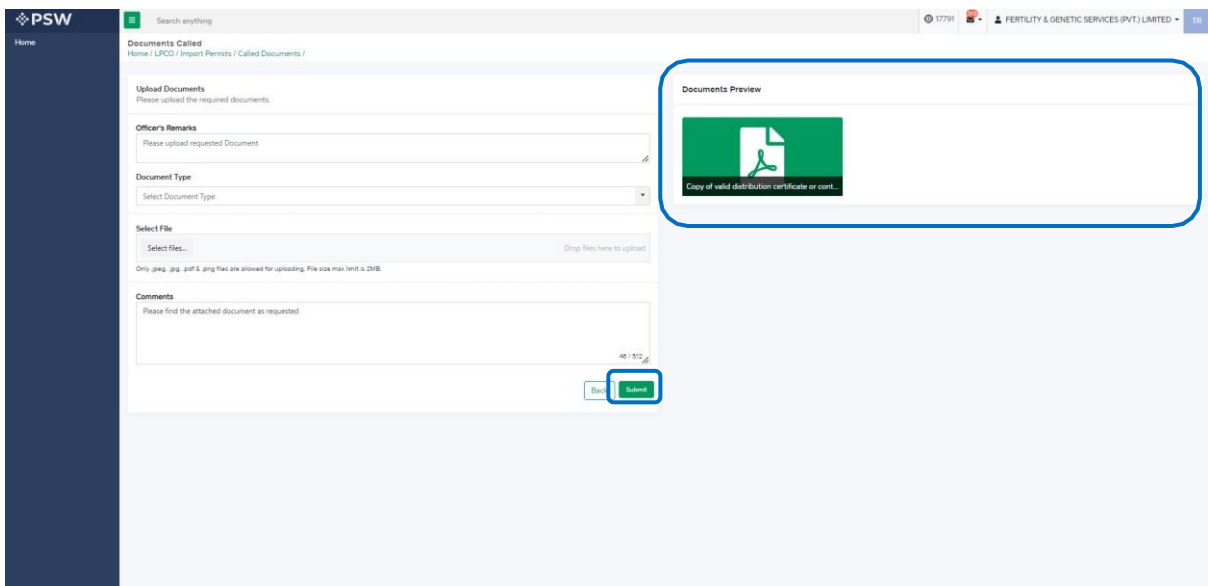


Figure 43

viii. Upon clicking on 'Submit' button a success pop-up screen will appear.

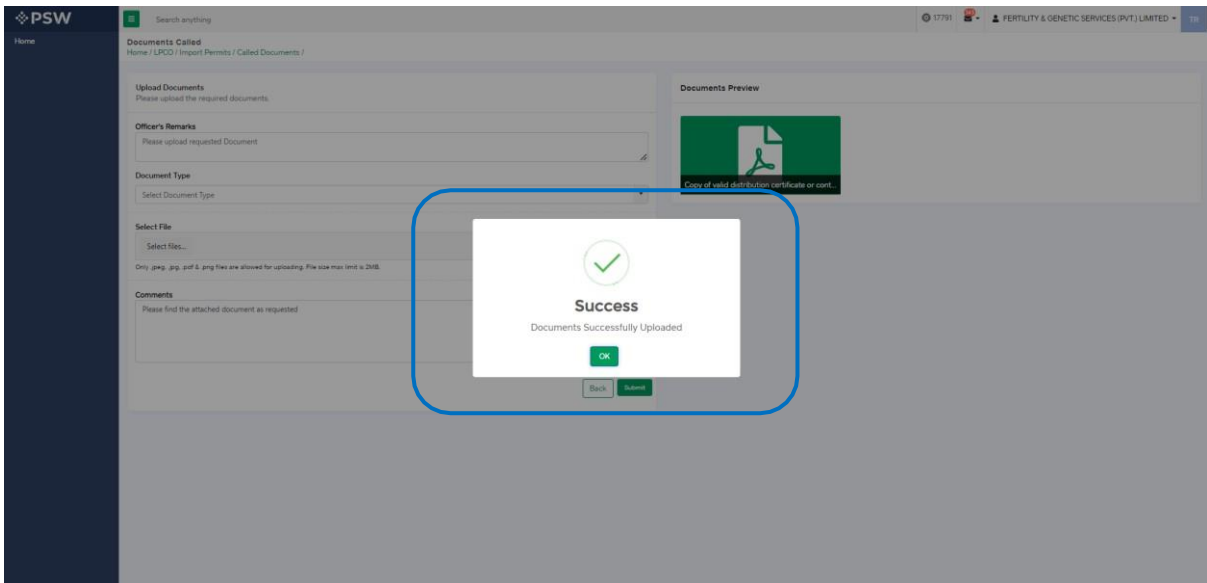


Figure 44

5.4.1. Alternate way to upload document

i. You can also upload document by clicking on action icon.

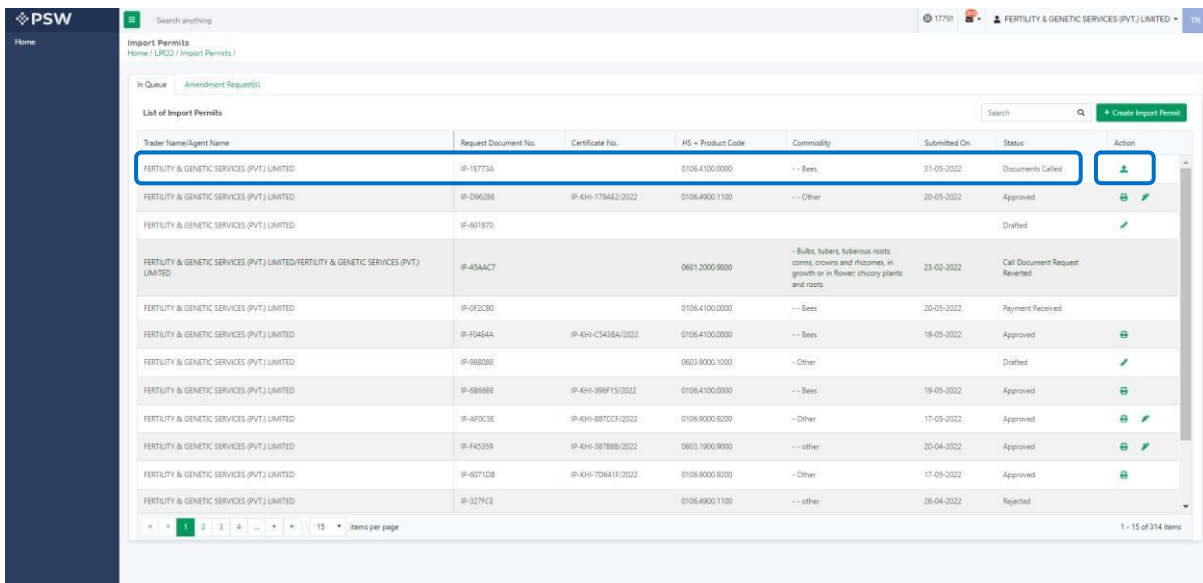


Figure 45

- ii. After clicking on action button, you will be redirected to the 'Upload Document' screen from where you can select document, upload file, add comments and submit document.
- iii. The same process under heading 5.4 will follow.

5.5. Notification regarding Approval/Rejection of Import Permit

Approval notification

- i. A notification will appear in your inbox informing you about the Import Permit approval. You will click on the notification.

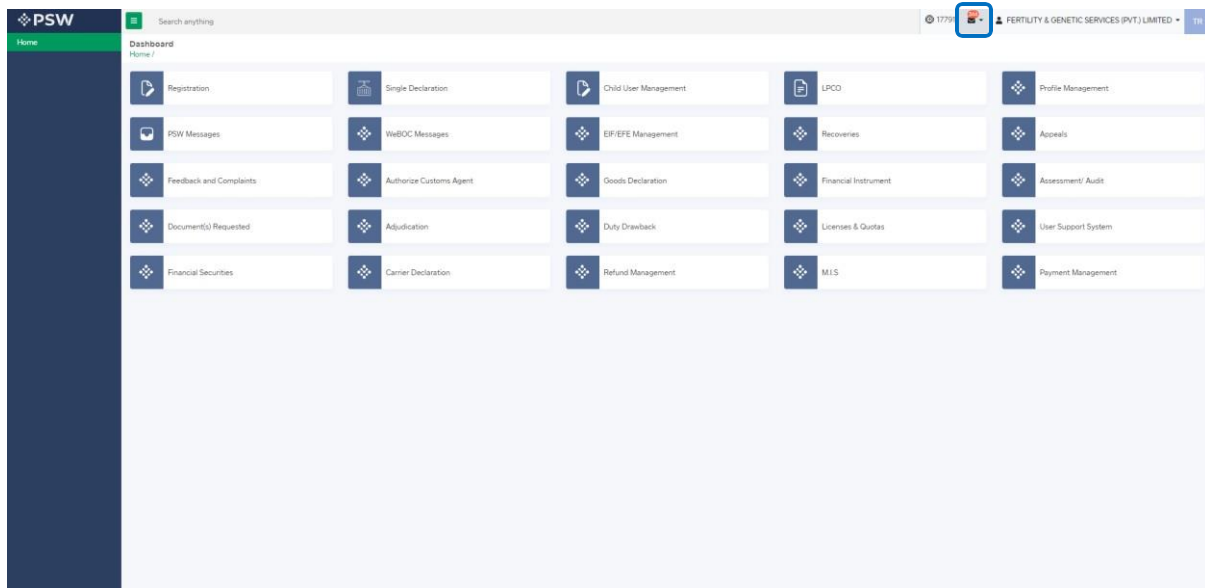


Figure 46

ii. You will select on 'Request Approval' to view notification

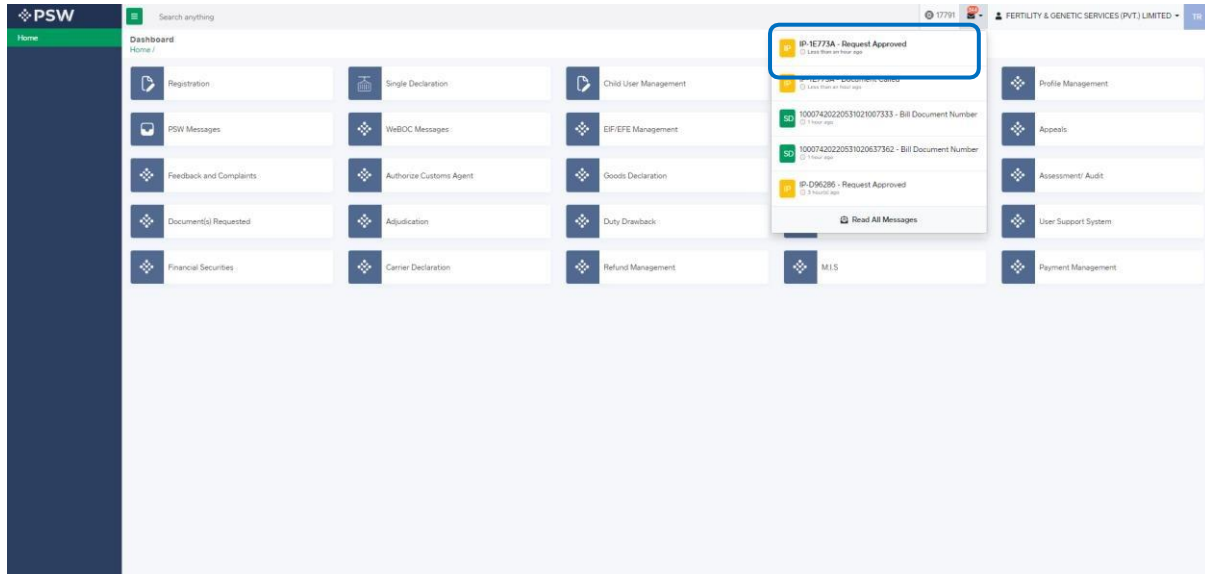


Figure 47

iii. You will be re-directed to inbox where you can click on 'View Import Permit' button to view approved Import Permit.

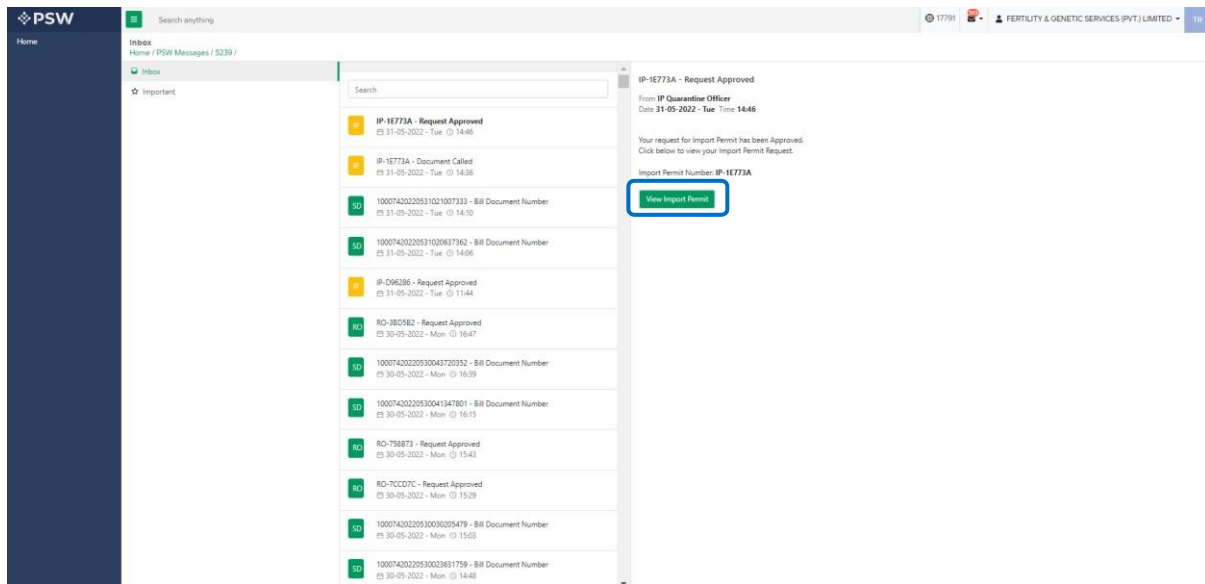


Figure 48

iv. You will be re-directed Import Permit screen to view the approved Import Permit.

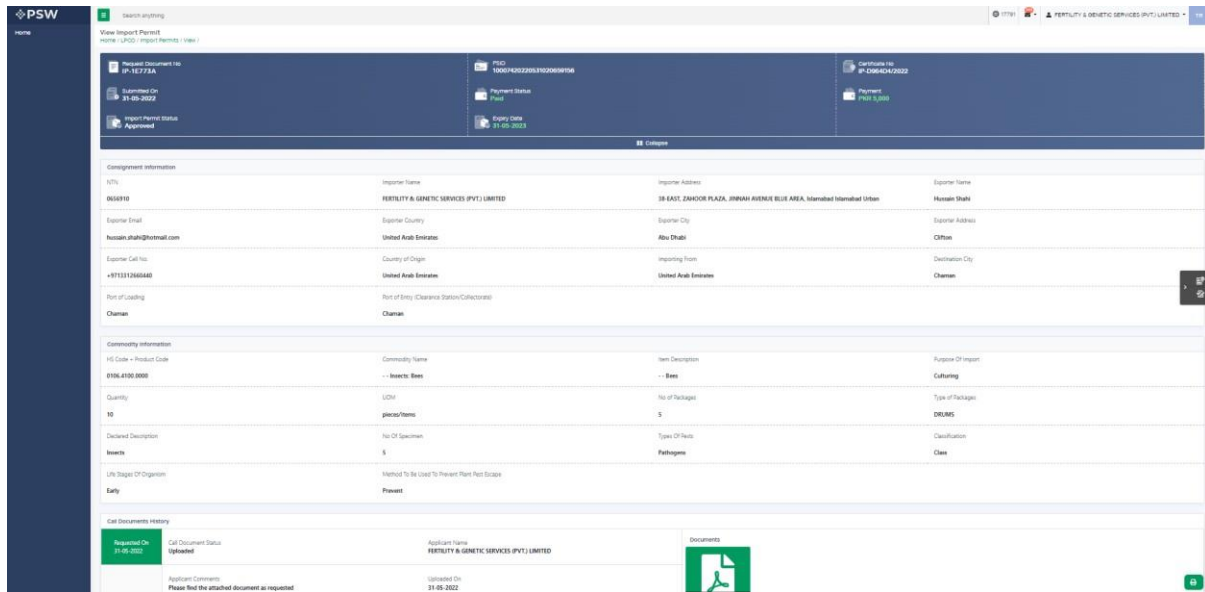


Figure 49

v. You can click on 'Print' button to print Import Permit in DPP prescribed certificate along with QR code.

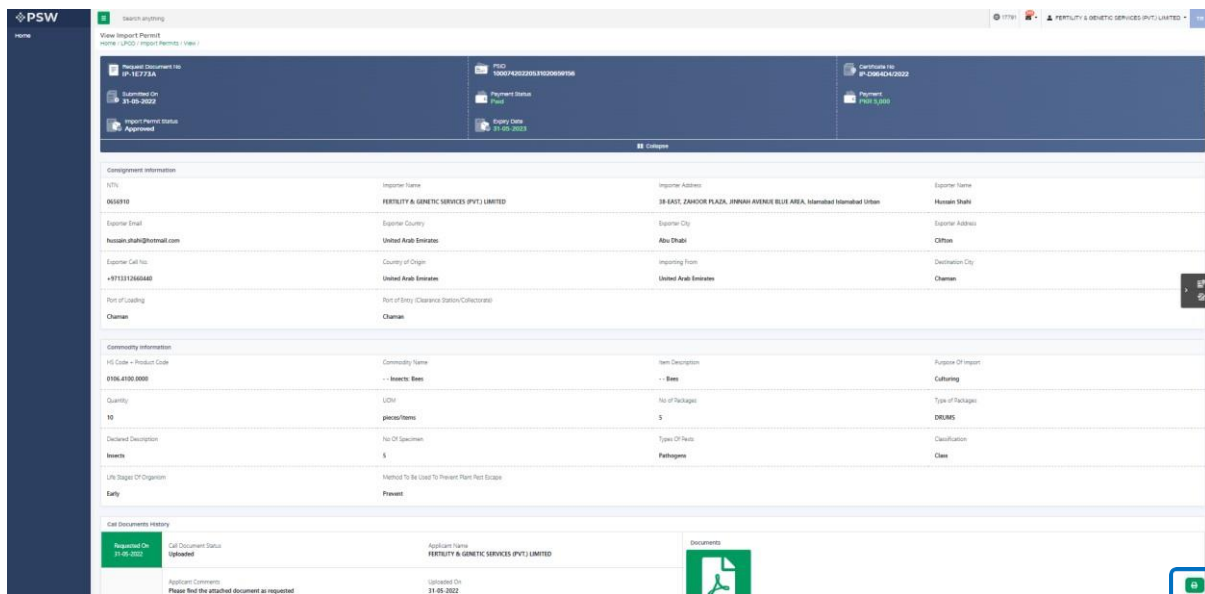


Figure 50

- vi. Upon clicking on the 'Print' button, a PDF file will automatically download.



DPPQ-Form-15
see rule 19(4) 96(11) and 98(9), 101



GOVERNMENT OF PAKISTAN
MINISTRY OF NATIONAL FOOD SECURITY & RESEARCH
DEPARTMENT OF PLAN PROTECTION
(PLANT QUARANTINE DIVISION)

PERMIT FOR IMPORT OF LIVE INSECTS OR MITES OR NEMATODES OR MICROBIAL CULTURES
INCLUDING ALGAE/BIO-CONTROL AGENTS AND NOXIOUS WEEDS

Permit No. JP-KHI-6504E7/2022

Book No. _____ Serial No. _____ Validity Period: 29-04-2022 to 29-04-2023

In exercise of powers conferred under rules 19(4), 96(11), 98(9) and 101 of the Pakistan Plant Quarantine Rules 2019 issued under sub-section (1) (2) and (3) of section 3 and section 5 and 10 of the Pakistan Plant Quarantine Act 1976, I hereby grant permission to import the following insects or mites or nematodes or microbial cultures or biocontrol agents or regulated goods as detailed below:					
1. Name and address of importer/consignee/ applicant FERTILITY & GENETIC SERVICES (PVT.) LIMITED 38-EAST, ZAHOOR PLAZA, JINNAH AVENUE BLUE AREA, Islamabad Islamabad Urban		2. Name and address of exporter/consignor Hassaan Bin Irshad House # A-136, Sector 11-A North Karachi, Karachi			
3. Country of origin or re-export including location (Province/State/Territory) Afghanistan					
4. Port or Point of entry in Pakistan (Please specify) Attock		5. Port of foreign shipment Port of loading			
6. Means of importation Sea					
7. Description of Organism (Common & Scientific Name)		8. Taxon, Class/family/O rder /Germs/specie s/ strain	9. Life stage of organism,host species,if any	10. No.of specime ns/units	11. No.of shipments
		Nil	Life Stages of Organism	123	--
12. Intended use Culturing					
13. Name, address and contact detail of DPP approved arrangement sites where work will be performed. Nil					
14. The importation and biosecurity clearance / plant protection release order of the consignment shall be subject to the fulfilment of phytosanitary requirements of this import pathway in Pakistan specified by the Department on the import permit or attached to this import permit. (See standard conditions on reverse side or as attached of it.) NPPO of exporting country must consider import permit and its attachments for compliance of phytosanitary requirements specified by the Department and don't issue phytosanitary certificate without import permit in order to avoid phytosanitary action.					
15. Name and designation of authorized officer RO-EC-IP Officer		16. Signature of authorized officer			
17. Place of issue Karachi		18. Stamp or seal of authorized officer			
19. Date issued 29-04-2022					

Note: This is the system generated document and does not require any signature. This document can be verified electronically/Online through the QR code available on the document.

Figure 51

Alternate way to print approved Import Permit

- i. You can navigate to Import Permit grid and click on print button to print approved Import Permit in DPP prescribed forms.

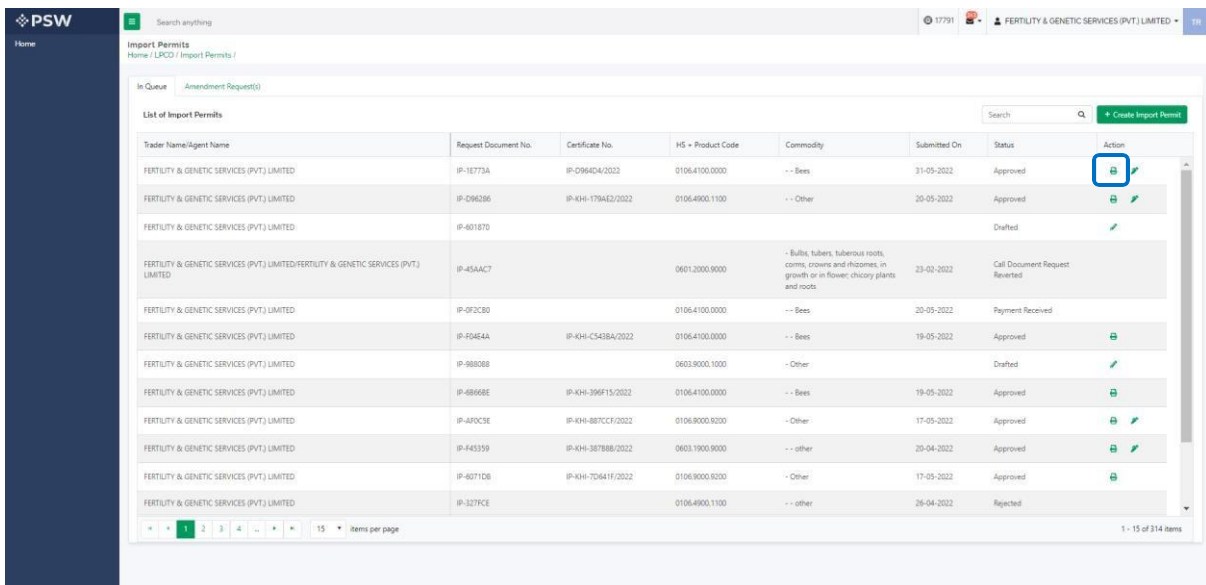


Figure 52

- ii. Upon clicking on print button, a PDF file will automatically download.

Rejection notification

- i. A notification will appear in your inbox notifying user about Import Permit rejection along with remarks thereof.

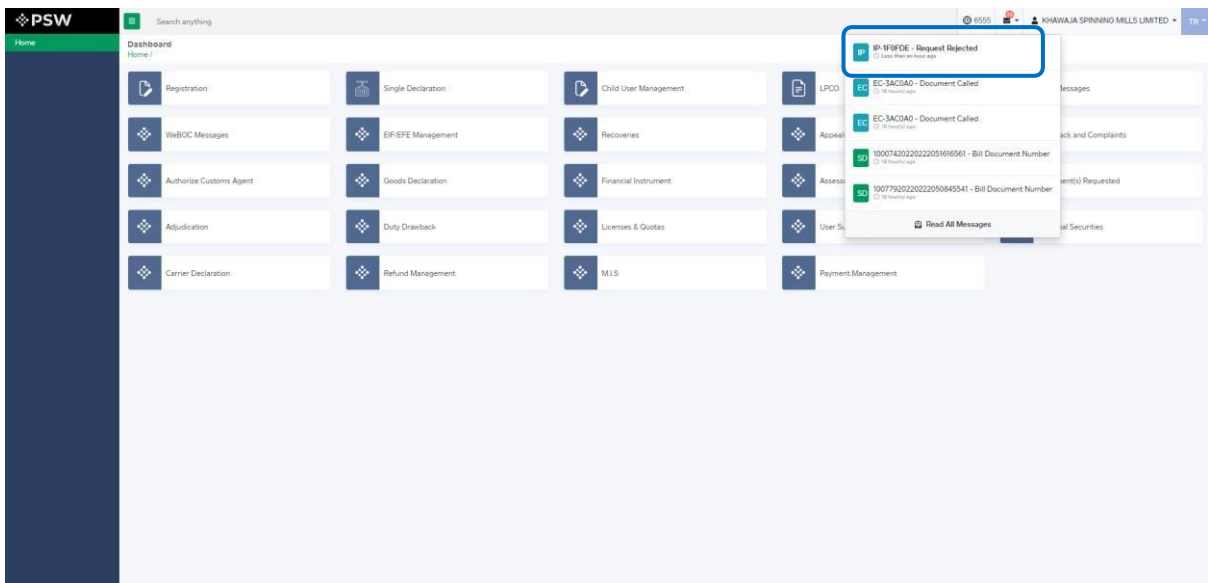


Figure 53

- ii. You shall click on the 'Request Rejected' message where you will be redirected to

the inbox screen. You will click on 'View Import Permit' to view the rejected Import Permit.

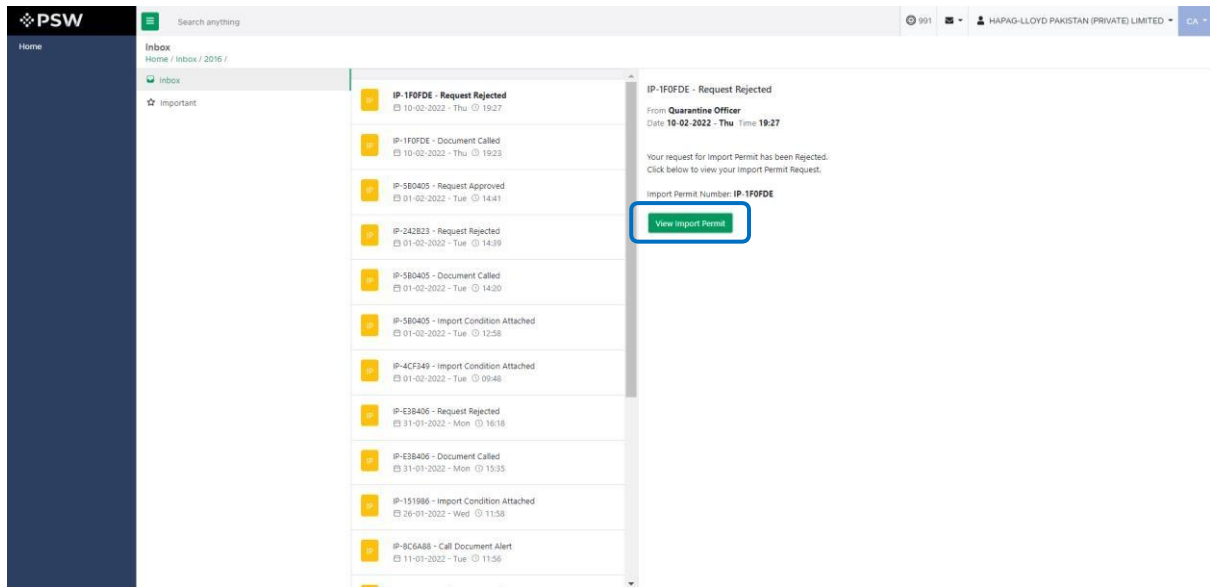



Figure 54

iii. 'Import Permit' screen will open.

Destination City Chaman	Port of Discharge Karachi-Muhammad Bin Qasim	Port of Entry (Clearance Station/Collectorate) Karachi	Means of Transportation Sea
-----------------------------------	--	--	---------------------------------------

Commodity Information			
HS Code + Product Code 0106.4100.0000	Item Description -- Insects: Bees	Purpose Of Import Culturing	Quantity 2
UOM pieces/items	No of Packages 2	Type of Packages BALES	No Of Specimen 1
Types Of Pests Arthropads	Classification Order	Life Stages Of Organism asd	Method To Be Used To Prevent Plant Pest Escape asda

Call Documents History			
Requested On 10-02-2022	Call Document Status Uploaded	Applicant Name HAPAG-LLOYD PAKISTAN (PRIVATE) LIMITED	Documents  Copy of valid distribut...
	Applicant Comments asdad	Uploaded On 10-02-2022	
	Officer Name ShahzadK	Officer Comments asdad	

Import Conditions have not been developed. Plant and plant products shall not be imported into Pakistan for commercial purpose unless the pest risk analysis is carried out by the Department based on the standards of the Convention subject to such restrictions and conditions as it seems fit to impose.

Remarks
Rejected


[Back](#)

Figure 55

iv. When you will click on 'View Import Permit' button then the rejected Import Permit will open where you can view officer remarks.

Destination City Chaman	Port of Discharge Karachi-Muhammad Bin Qasim	Port of Entry (Clearance Station/Collectorate) Karachi	Means of Transportation Sea
-----------------------------------	--	--	---------------------------------------

Commodity Information			
HS Code + Product Code 0106.4100.0000	Item Description -- Insects: Bees	Purpose Of Import Culturing	Quantity 2
UOM pieces/items	No of Packages 2	Type of Packages BALES	No Of Specimen 1
Types Of Pests Arthropads	Classification Order	Life Stages Of Organism asd	Method To Be Used To Prevent Plant Pest Escape asda

Call Documents History			
Requested On 10-02-2022	Call Document Status Uploaded	Applicant Name HAPAG-LLOYD PAKISTAN (PRIVATE) LIMITED	Documents  Copy of valid distribut...
	Applicant Comments asdad	Uploaded On 10-02-2022	
	Officer Name ShahzadK	Officer Comments asdad	

Import Conditions have not been developed. Plant and plant products shall not be imported into Pakistan for commercial purpose unless the pest risk analysis is carried out by the Department based on the standards of the Convention subject to such restrictions and conditions as it seems fit to impose.

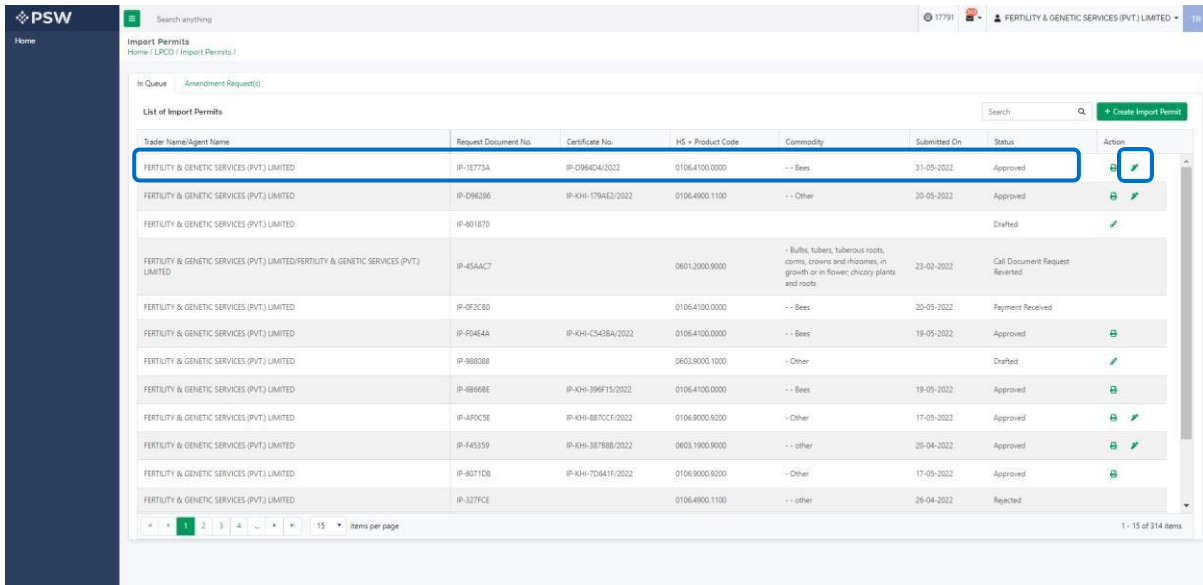
Remarks
Rejected

[Back](#)

Figure 56

5.6. Import Permit Amendment

- i. Once Import Permit is approved, User can file Import Permit amendment by clicking on the 'Request Amendment' button.












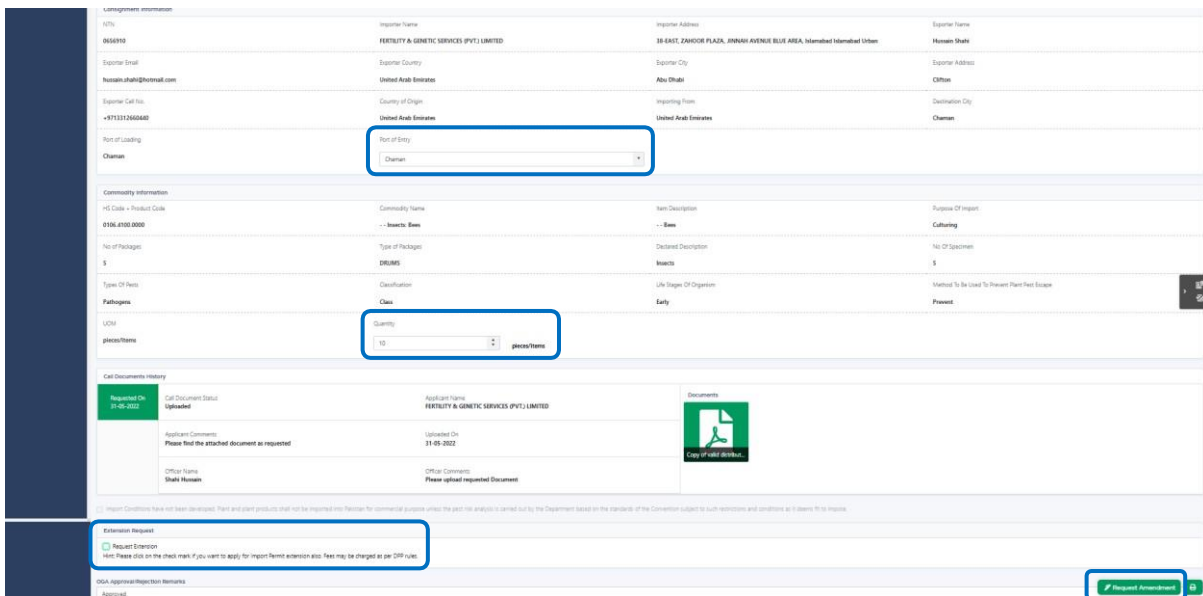
Trader Name/Agent Name	Request Document No.	Certificate No.	HS + Product Code	Commodity	Submitted On	Status	Action
FERTILITY & GENETIC SERVICES (PVT) LIMITED	IP-18773A	IP-0964D/2022	0106.4100.0000	-- Bees	31-05-2022	Approved	
FERTILITY & GENETIC SERVICES (PVT) LIMITED	IP-096286	IP-KH-179432/2022	0106.4900.1100	-- Other	20-05-2022	Approved	
FERTILITY & GENETIC SERVICES (PVT) LIMITED	IP-801670					Drafted	
FERTILITY & GENETIC SERVICES (PVT) LIMITED/FERTILITY & GENETIC SERVICES (PVT) LIMITED	IP-45AAC7		0601.2000.9000	- Bulbs, tubers, tuberous roots, corms, crowns and rhizomes, in growth or in flower; chicory plants and roots	23-02-2022	Call Document Request Reverted	
FERTILITY & GENETIC SERVICES (PVT) LIMITED	IP-9F2CB0		0106.4100.0000	-- Bees	20-05-2022	Payment Received	
FERTILITY & GENETIC SERVICES (PVT) LIMITED	IP-F9464A	IP-KH-C5438A/2022	0106.4100.0000	-- Bees	19-05-2022	Approved	
FERTILITY & GENETIC SERVICES (PVT) LIMITED	IP-988088		0603.9000.1000	- Other		Drafted	
FERTILITY & GENETIC SERVICES (PVT) LIMITED	IP-68668E	IP-KH-396F15/2022	0106.4100.0000	-- Bees	19-05-2022	Approved	
FERTILITY & GENETIC SERVICES (PVT) LIMITED	IP-490C3E	IP-KH-887CCF/2022	0106.9000.9200	- Other	17-05-2022	Approved	
FERTILITY & GENETIC SERVICES (PVT) LIMITED	IP-F45359	IP-KH-387888/2022	0603.1900.9000	- other	20-04-2022	Approved	
FERTILITY & GENETIC SERVICES (PVT) LIMITED	IP-8071DB	IP-KH-7D541F/2022	0106.9000.9200	- Other	17-05-2022	Approved	
FERTILITY & GENETIC SERVICES (PVT) LIMITED	IP-327FCE		0106.4900.1100	-- other	26-04-2022	Rejected	

Figure 57

- ii. Once you click on 'Request Amendment' button, a new screen will appear where the Import Permit will display, and you can amend 'Port of Entry' and the 'Quantity' and request for Import Permit Extension.



Compassionate assistance

WTR: 8058910

Importer Name: FERTILITY & GENETIC SERVICES (PVT) LIMITED

Importer Address: 38-SAIT, ZAWOOR FLAKS, JINNAH AVENUE BLUE AREA, Islamabad Islamabad Urban

Exporter Name: Human State

Exporter Email: hassain_uhah@hotmail.com

Exporter Country: United Arab Emirates

Exporter City: Abu Dhabi

Exporter Address: CHITRA

Exporter Cell No: +9713312650460

Country of Origin: United Arab Emirates

Importing From: United Arab Emirates

Destination City: Chaman

Port of Loading: Chaman

Port of Entry:

Commodity information

HS Code + Product Code: 0106.4100.0000

Commodity Name: -- Bees

Item Description: -- Bees

Purpose of Import: Culturing

No of Packages: 5

Type of Package: DRUMS

Declared Description: Bees

No of Specimen: 5

Types Of Pests: Pathogens

Classification: Class

Life Stages Of Organism: Early

Method To Be Used To Prevent Pest Escape: Prevent

Quantity: pieces/Items

Call Documents History

Requested On: 31-05-2022

Call Document Status: Updated


Applicant Name: FERTILITY & GENETIC SERVICES (PVT) LIMITED

Updated On: 31-05-2022

Applicant Comment: Please find the attached document as requested

Official Name: Shah Human

Official Comment: Please upload requested Document

Documents: 

Extension Request

Request Extension

Hint: Please click on the check mark if you want to apply for Import Permit extension also. Fees may be charged as per DPP rules.

DQA Approval/Rejection Remarks: Approved

Figure 58

Import Permit Amendment of Port of Entry and Quantity

- iii. Once you amend the port of entry and quantity, you will click on ‘Request Amendment’ button. No fees are required for Amendment of Port of Entry and Quantity.

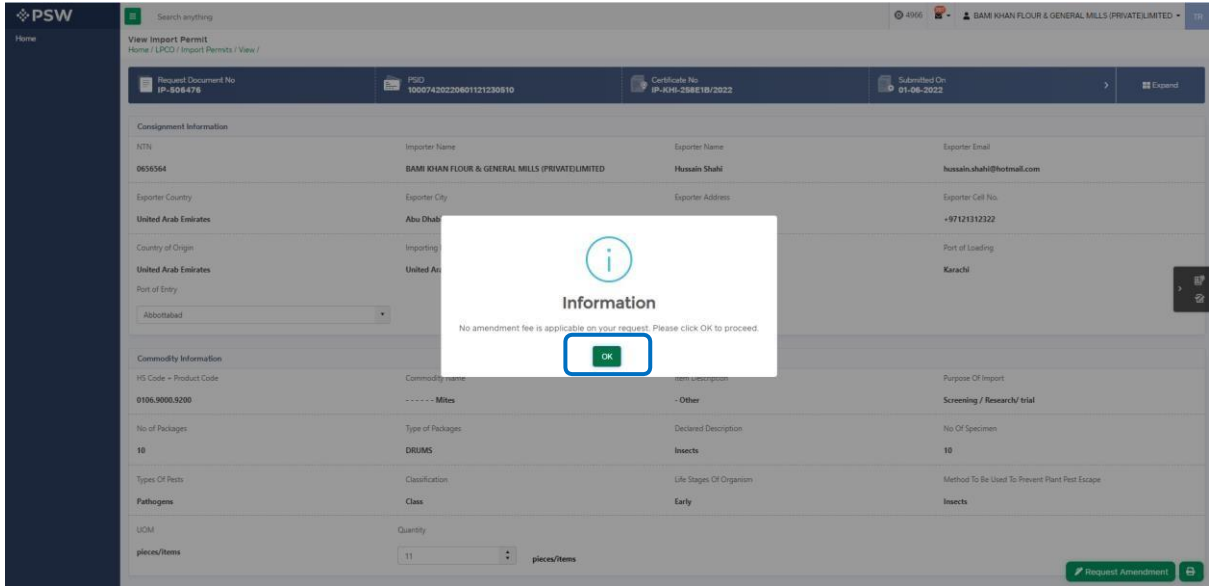


Figure 59

- iv. Upon clicking on ‘OK’ button a pop up will appear to which you will click ‘Yes’ file a request for Import Permit amendment.

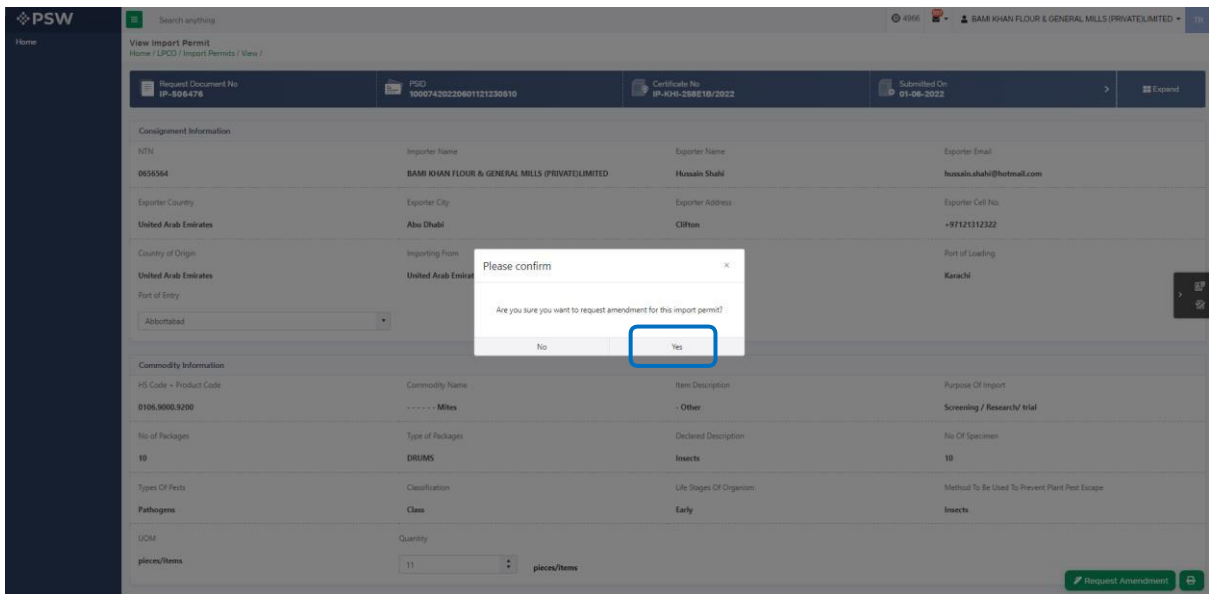


Figure 60

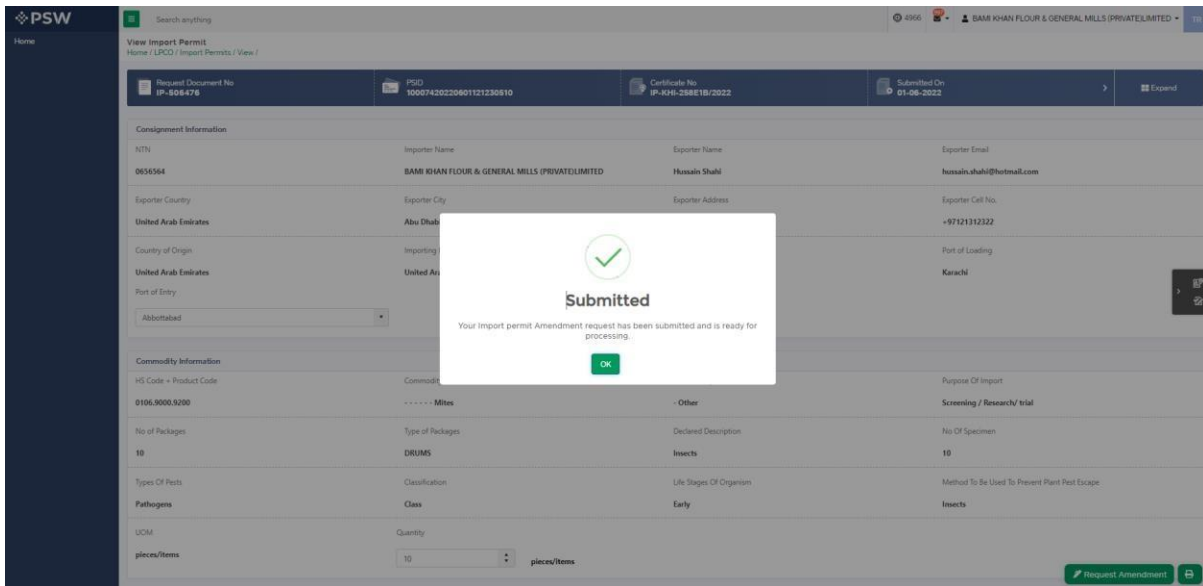


Figure 61

Import Permit Amendment of Extension

- i. Once tick on the 'Request Extension' dialog box and click on 'Request Amendment' button, an 'Information' pop-up will appear which will show the Import Permit Extension amendment fees. You will click on the 'OK' button.

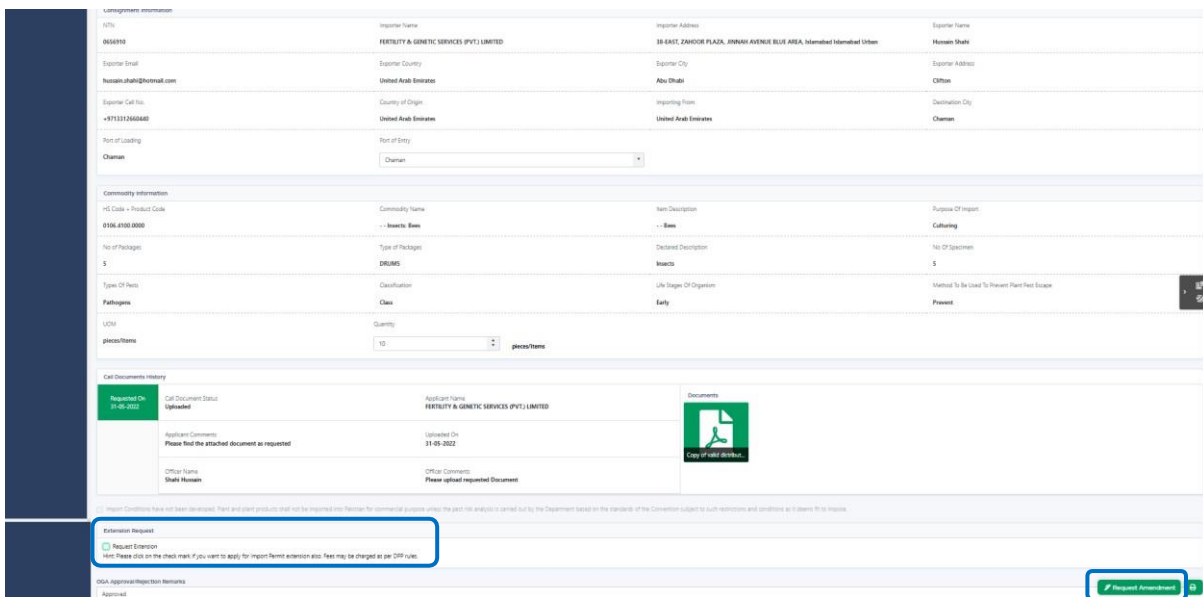


Figure 62

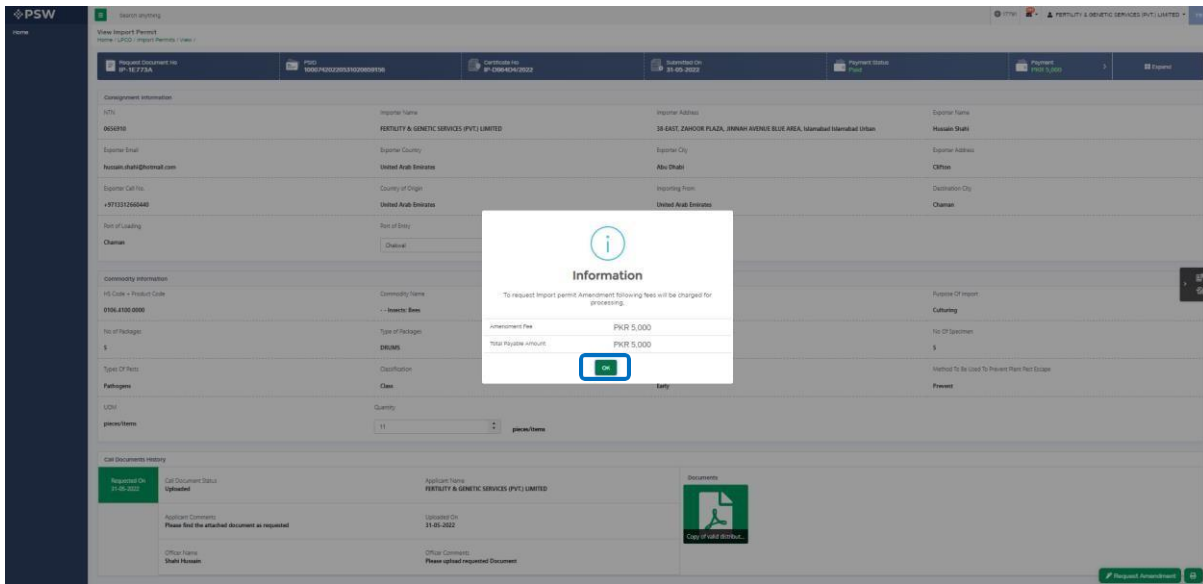


Figure 63

- ii. Upon clicking on 'OK' button a pop up will appear to which you will click 'Yes' file a request for Import Permit amendment

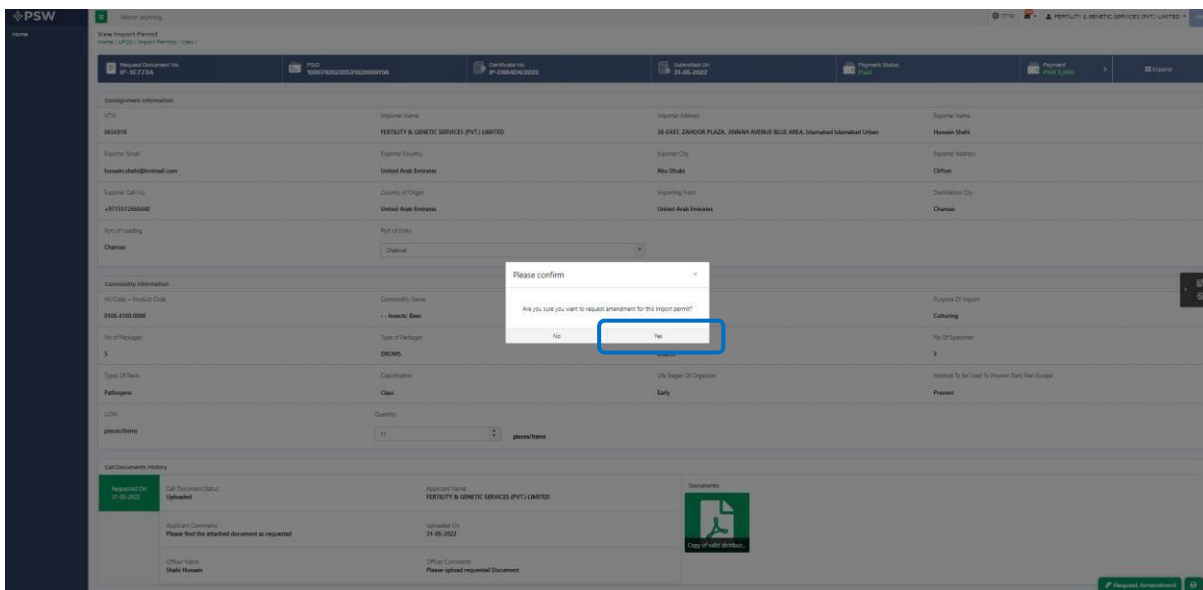


Figure 64

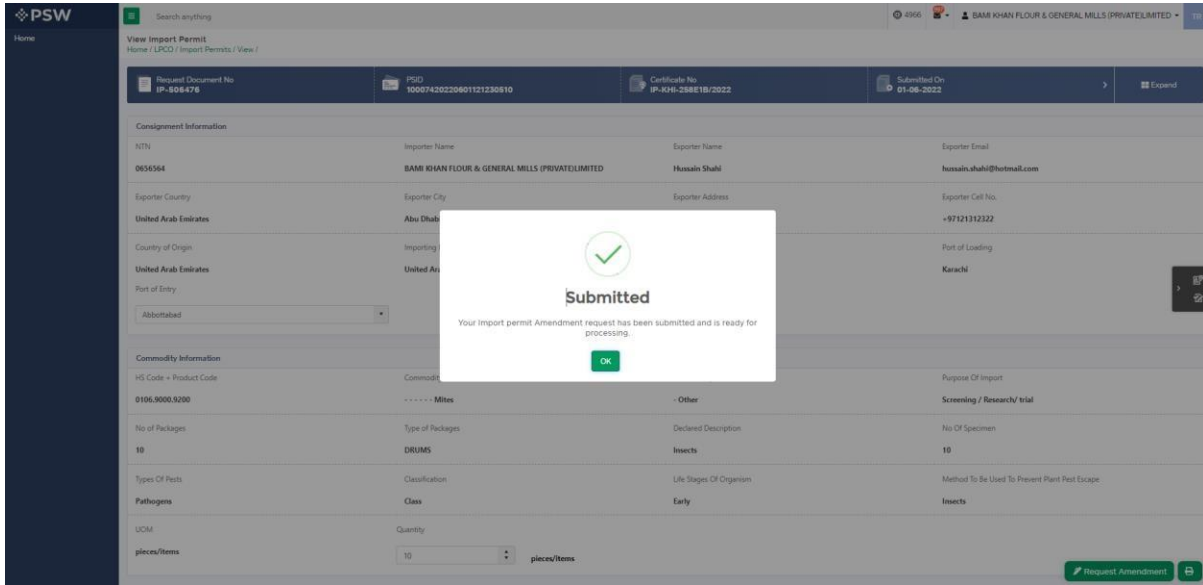


Figure 65

- iii. Once the request of Import Permit Amendment is initiated. User can view the Amendment history by clicking on the Import Permit.

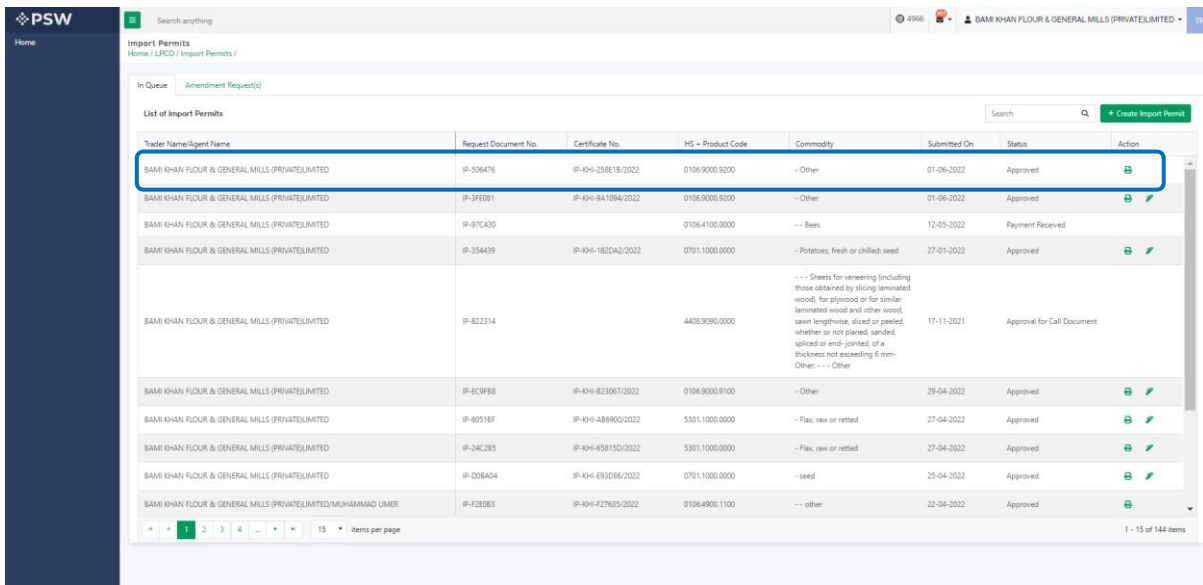


Figure 66

- iv. Once User clicks on the Import permit. An import permit view screen appears where a 'Note' is displayed stating that 'Your Amendment Request is currently In-Process, for further information kindly view Import Permit Amendment History Section below.'

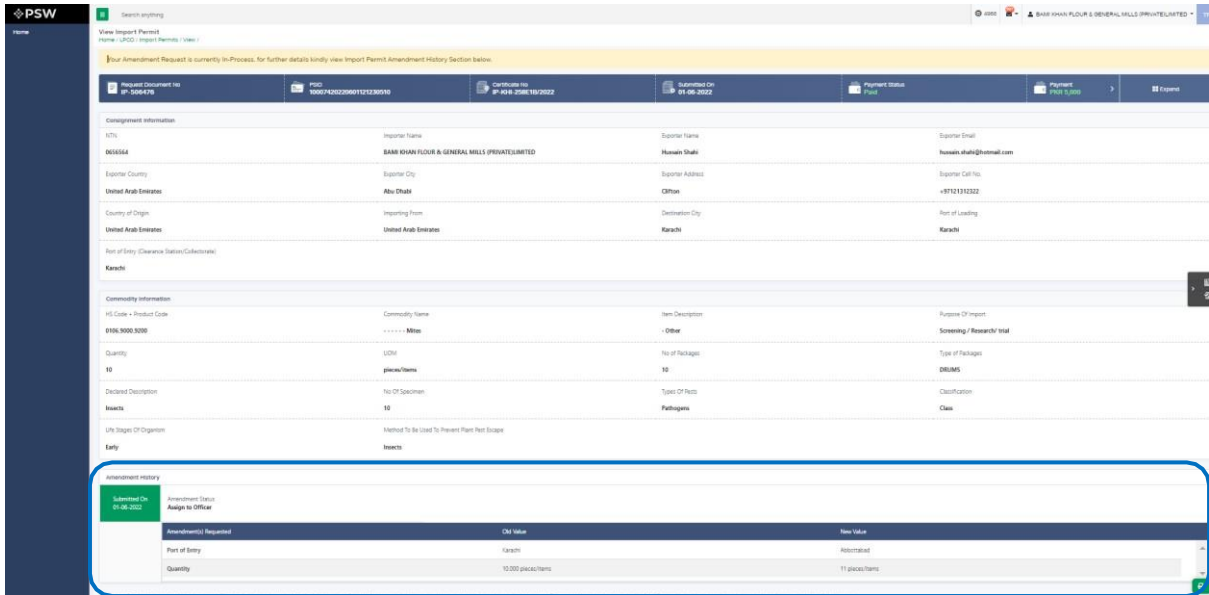


Figure 67

5.6.1. Upload Called document(s)

- i. If DPP officer requests any additional document against the Import Permit Amendment, a notification will appear in the notification bar. You will click on notification button appearing at top right side on the window.

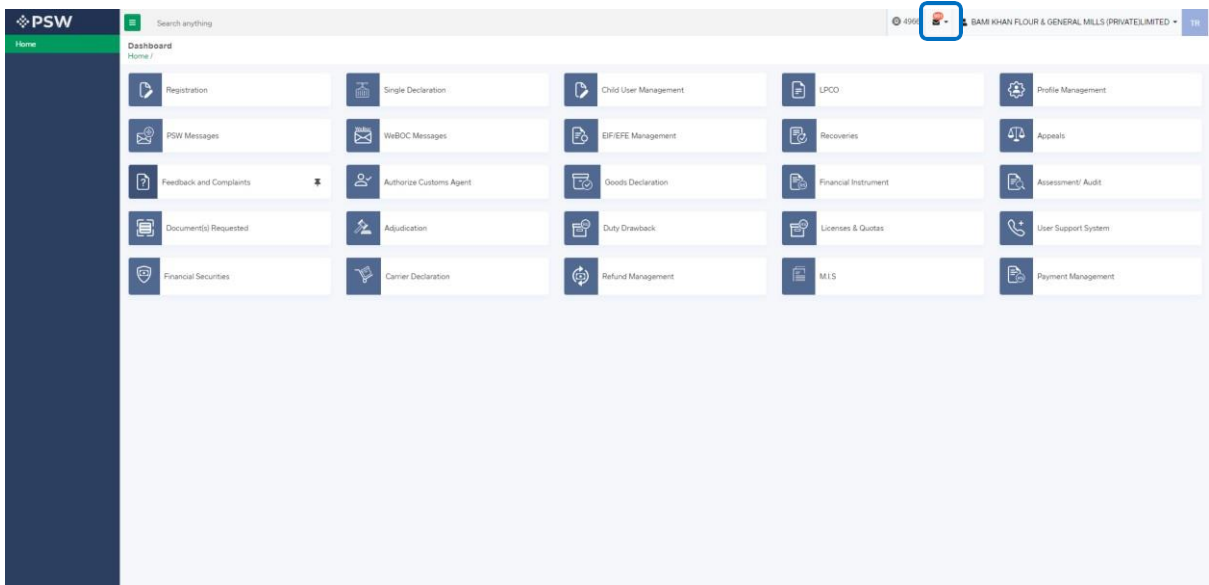


Figure 68

ii. You will click on a particular notification

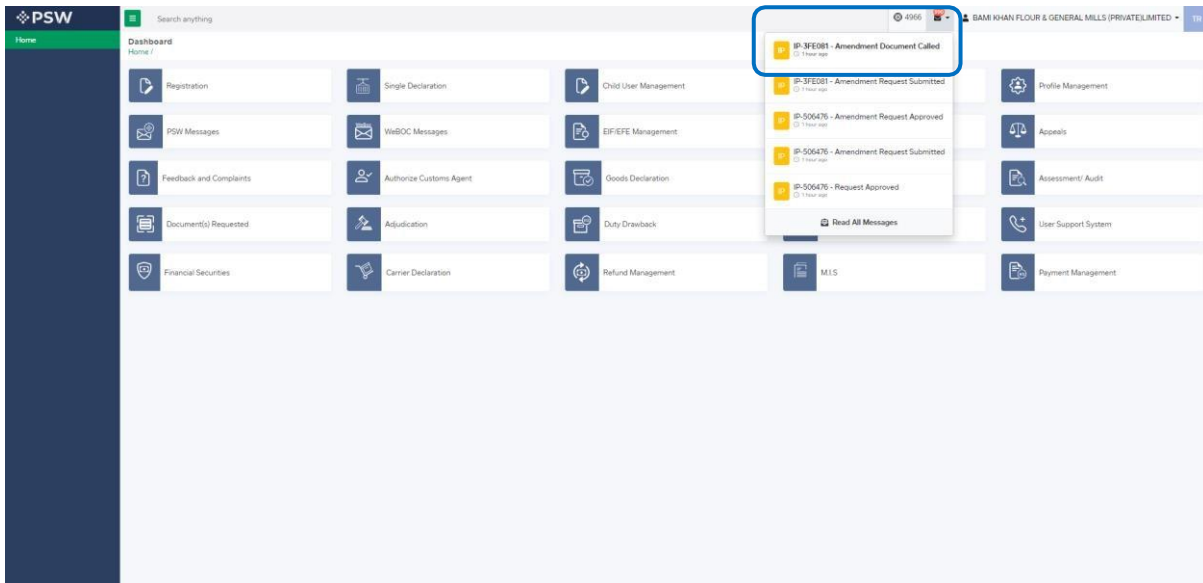


Figure 69

iii. If 'document called' notification is clicked, you will be re-directed to the inbox from where you will click on 'Upload Document.'

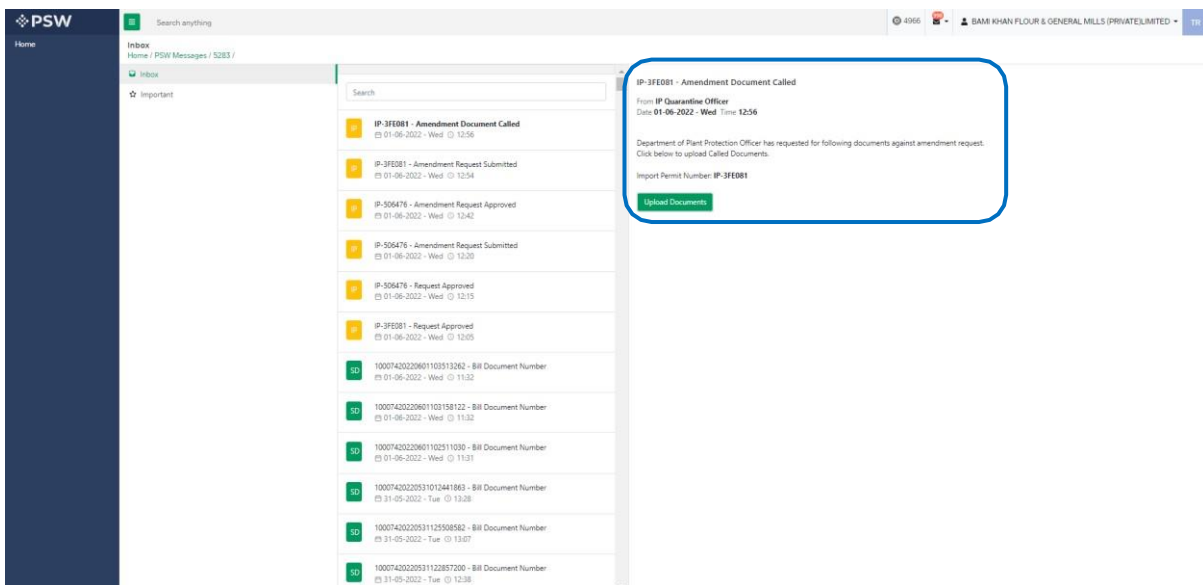


Figure 70

- iv. You will be re-directed to the 'Document Called' screen from where you can upload document.

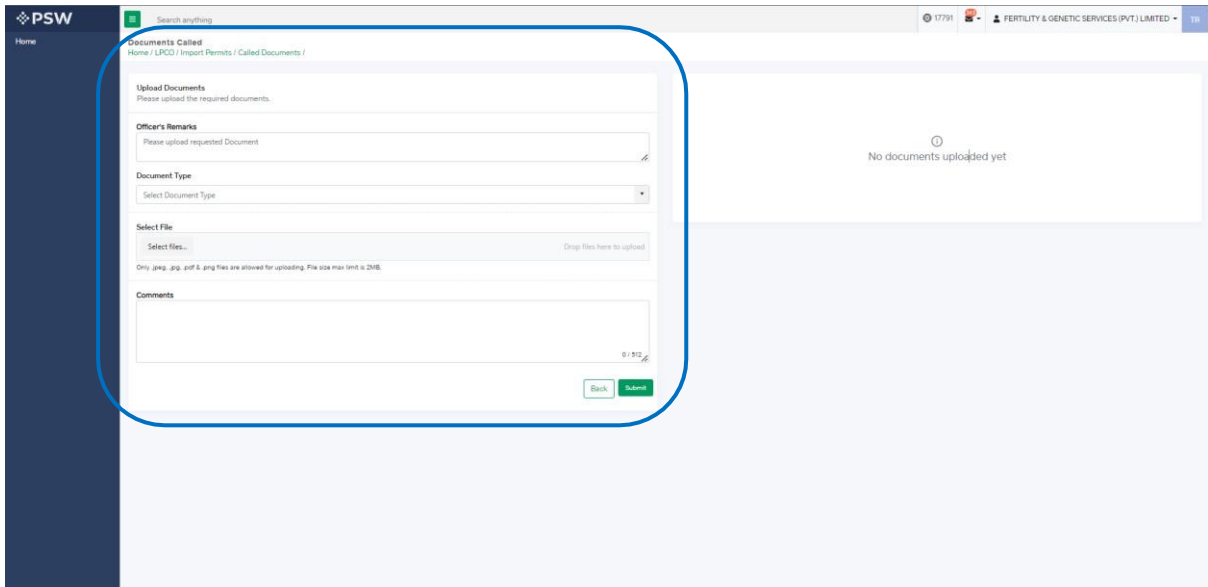


Figure 71

- v. You will select require document by clicking on 'Document Type'

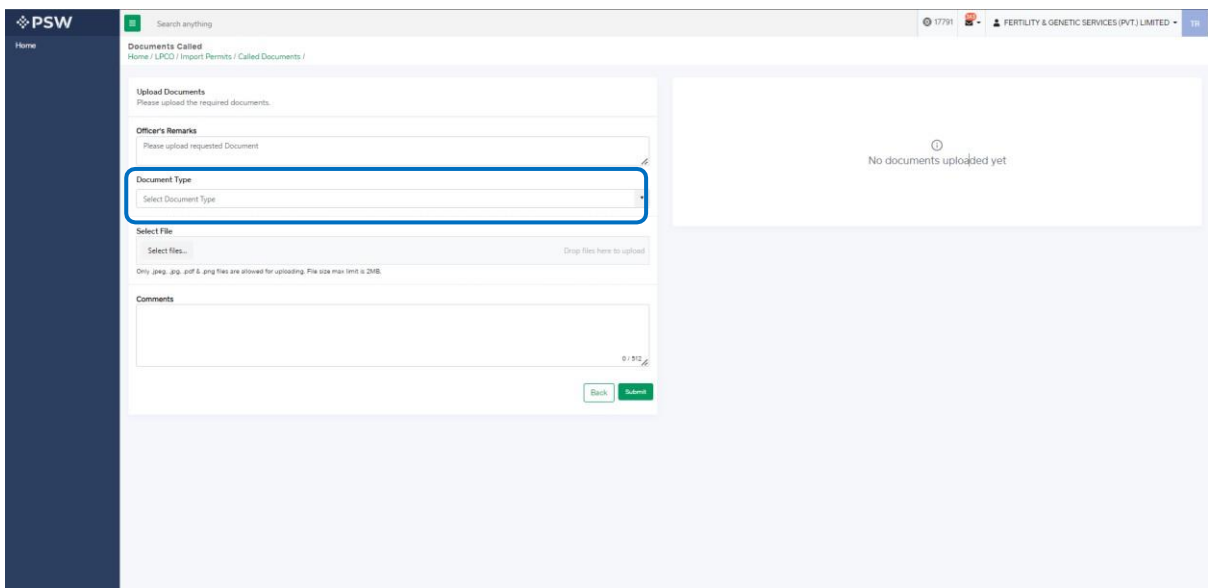


Figure 72

vi. You will click on 'select file' button and upload a file.

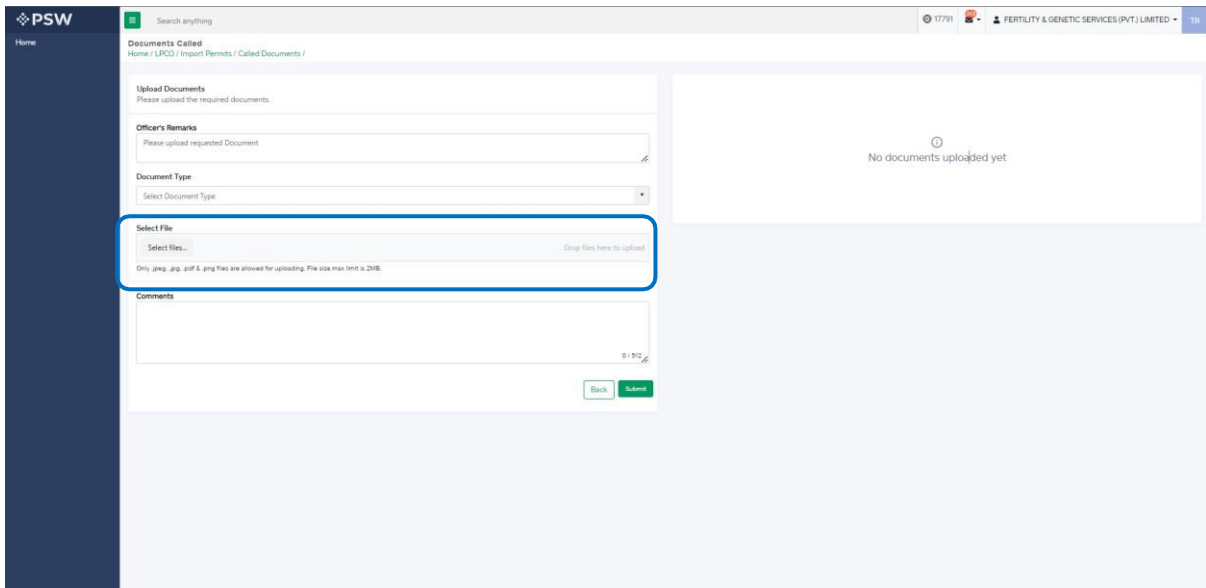


Figure 73

vii. You can review the attached file by clicking on file and then clicking on 'Submit' button to submit document for further processing.

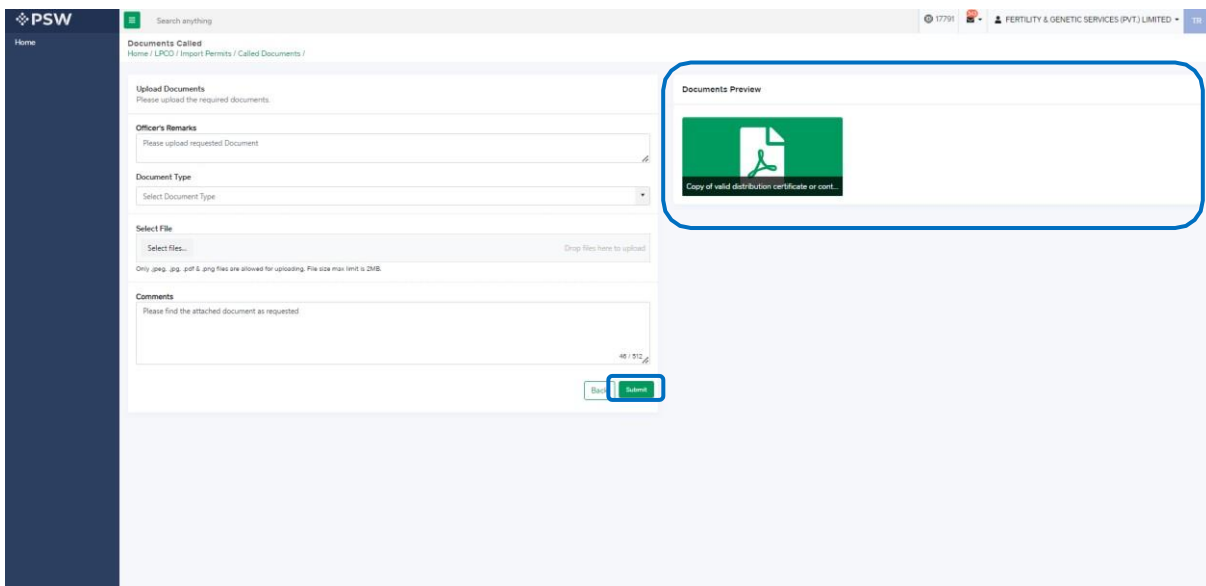


Figure 74

viii. Upon clicking on 'Submit' button a success pop-up screen will appear.

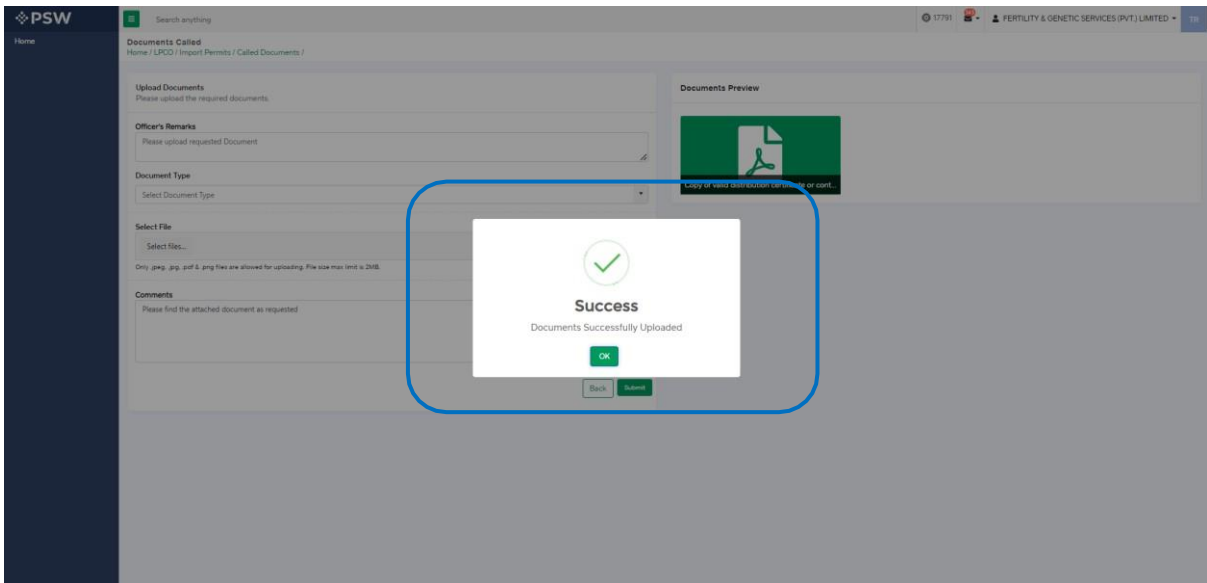


Figure 75

5.6.2. Alternate way to upload document

i. You can also upload document by clicking on action icon.

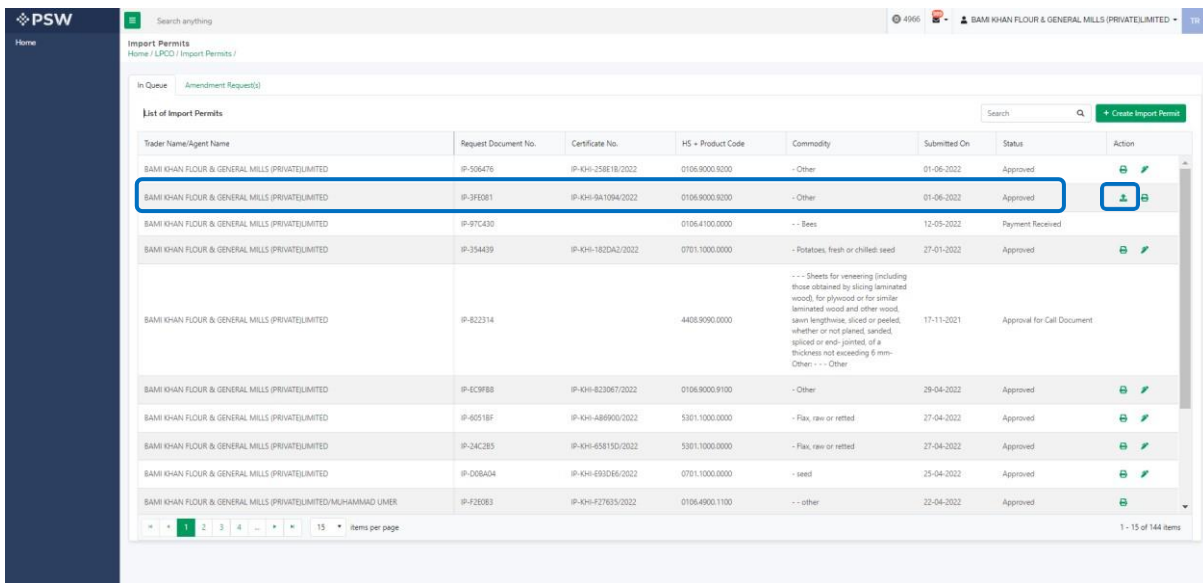


Figure 76

- ii. After clicking on action button, you will be redirected to the 'Upload Document' screen from where you can select document, upload file, add comments and submit document.
- iii. Same process as under 5.6.1. will follow.

5.6.3. Notification regarding Import Permit Amendment Approval/Rejection

Approval notification

- i. A notification will appear in your inbox informing you about the Import Permit Amendment approval. You will click on the notification.

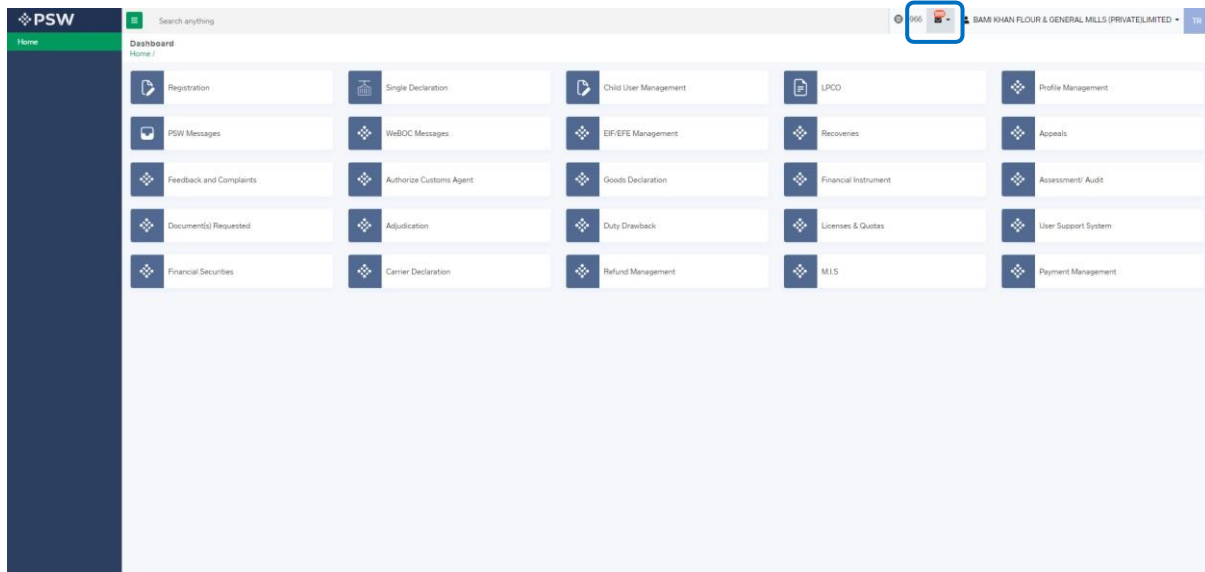


Figure 77

ii. You will select on 'Amendment Request Approved' to view notification

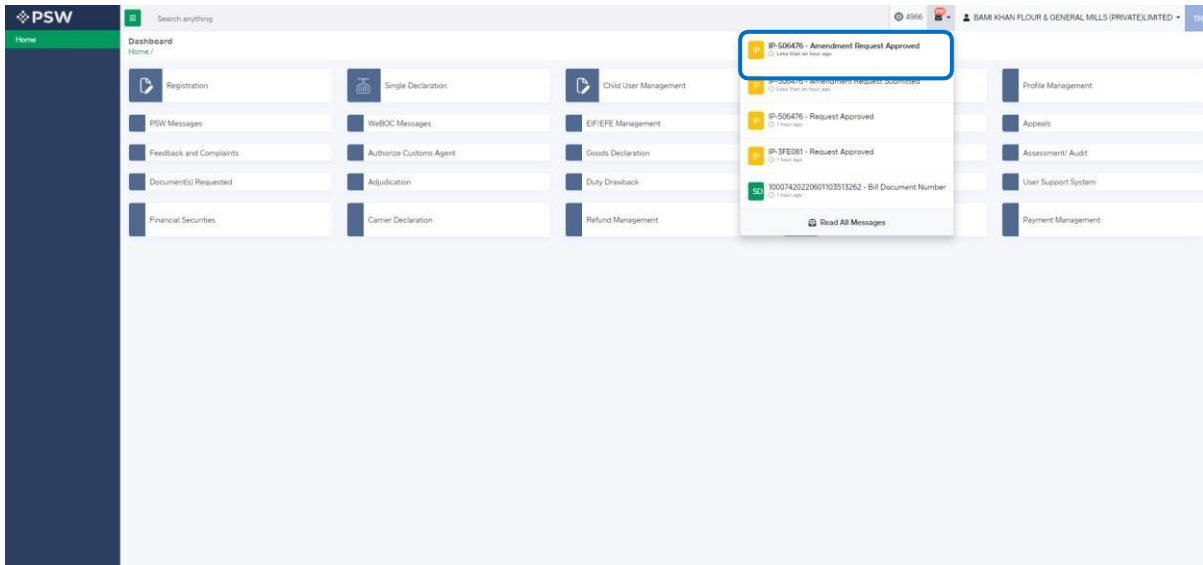


Figure 78

iii. You will be re-directed to inbox where you can click on 'View Import Permit' button to view approved Import Permit Amendment.

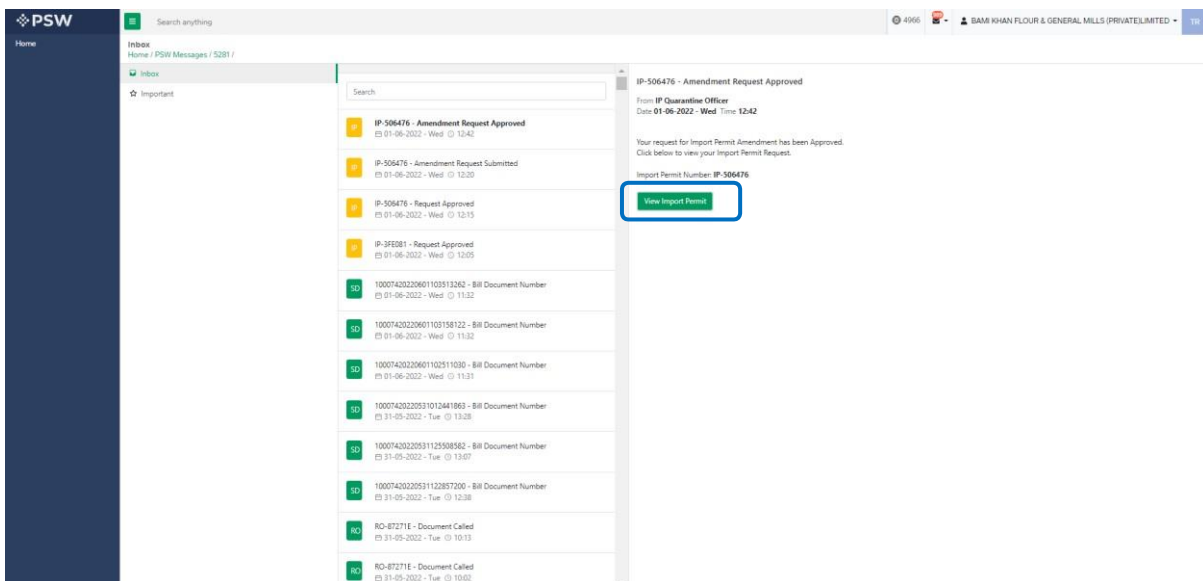


Figure 79

- iv. You will be re-directed Import Permit screen to view the approved Import Permit.

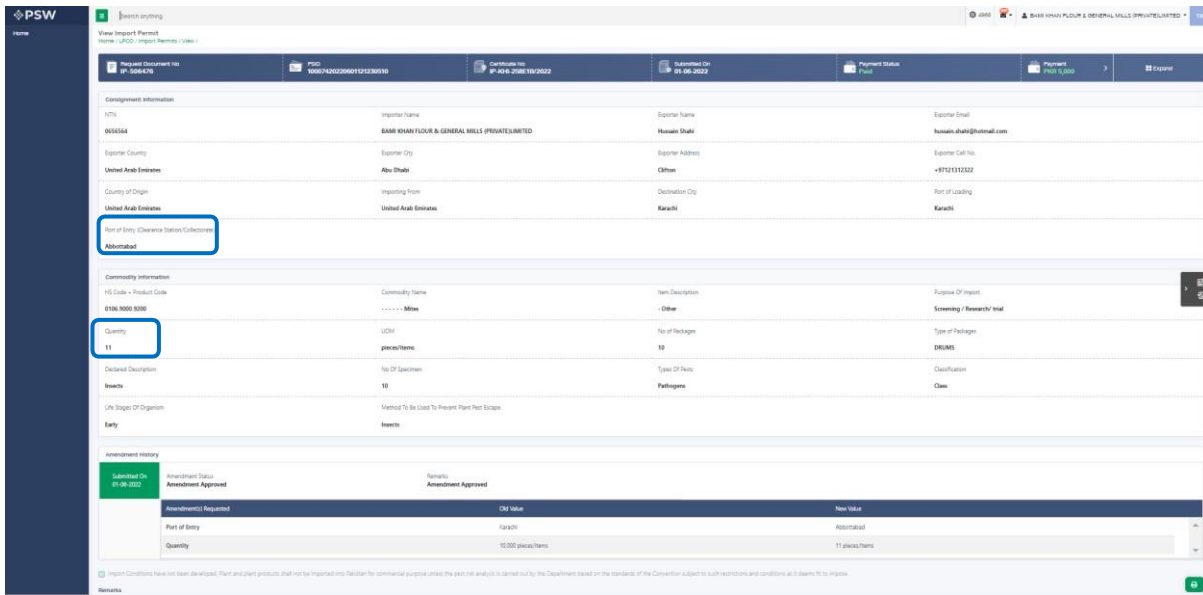


Figure 80

- v. You can click on 'Print' button to print Import Permit in DPP prescribed certificate along with QR code.

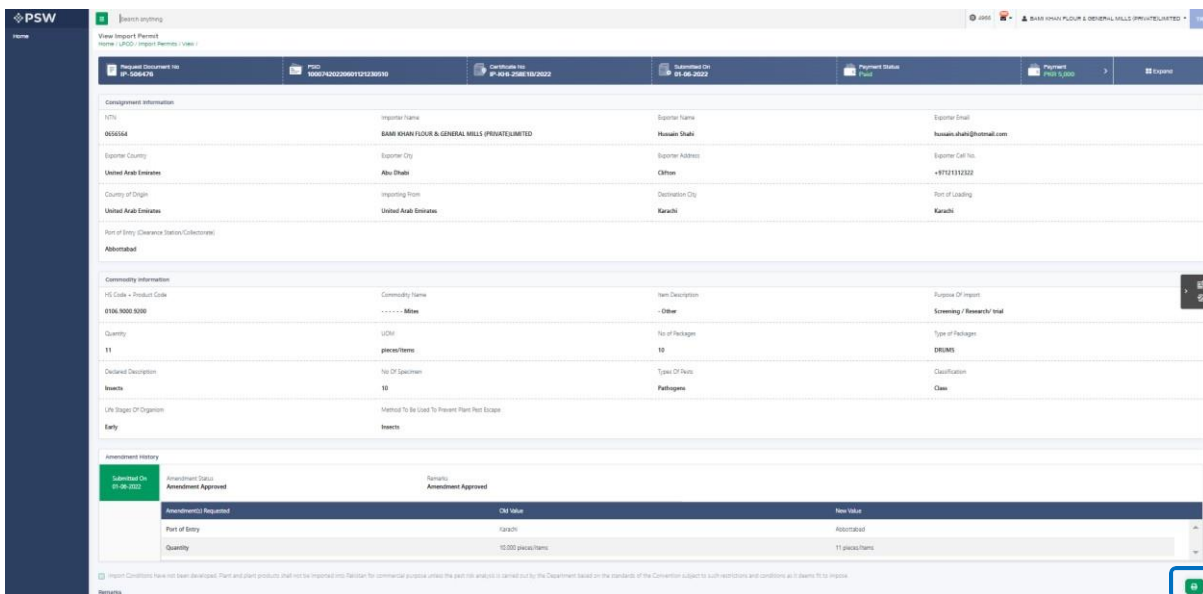


Figure 81

vi. Upon clicking on the 'Print' button, a PDF file will automatically download.



DPPQ-Form-15
[see rule 19\(4\) 96\(11\) and 98\(9\), 101](#)



GOVERNMENT OF PAKISTAN
MINISTRY OF NATIONAL FOOD SECURITY & RESEARCH
DEPARTMENT OF PLAN PROTECTION
(PLANT QUARANTINE DIVISION)

PERMIT FOR IMPORT OF LIVE INSECTS OR MITES OR NEMATODES OR MICROBIAL CULTURES
INCLUDING ALGAE/BIO-CONTROL AGENTS AND NOXIOUS WEEDS

Permit No. IP-KHI-6504E7/2022

Book No. _____ Serial No. _____ Validity Period: 29-04-2022 to 29-04-2023

In exercise of powers conferred under rules 19(4), 96(11), 98(9) and 101 of the Pakistan Plant Quarantine Rules 2019 issued under sub-section (1) (2) and (3) of section 3 and section 5 and 10 of the Pakistan Plant Quarantine Act 1976, I hereby grant permission to import the following insects or mites or nematodes or microbial cultures or biocontrol agents or regulated goods as detailed below:					
1. Name and address of importer/consignee/ applicant FERTILITY & GENETIC SERVICES (PVT.) LIMITED 38-EAST, ZAHOOR PLAZA, JINNAH AVENUE BLUE AREA, Islamabad Islamabad Urban		2. Name and address of exporter/consignor Hassaan Bin Irshad House # A-136, Sector 11-A North Karachi, Karachi			
3. Country of origin or re-export including location (Province/State/Territory) Afghanistan					
4. Port or Point of entry in Pakistan (Please specify) Attock		5. Port of foreign shipment Port of loading			
6. Means of importation Sea					
7. Description of Organism (Common & Scientific Name)		8. Taxon, Class/family/O rder /Germs/specie s/ strain	9. Life stage of organism,host species,if any	10. No.of specime ns/units	11. No.of shipments
		Nil	Life Stages of Organism	123	--
12. Intended use Culturing					
13. Name, address and contact detail of DPP approved arrangement sites where work will be performed. Nil					
14. The importation and biosecurity clearance / plant protection release order of the consignment shall be subject to the fulfilment of phytosanitary requirements of this import pathway in Pakistan specified by the Department on the import permit or attached to this import permit. (See standard conditions on reverse side or as attached of it.) NPPO of exporting country must consider import permit and its attachments for compliance of phytosanitary requirements specified by the Department and don't issue phytosanitary certificate without import permit in order to avoid phytosanitary action.					
15. Name and designation of authorized officer RO-EC-IP Officer		16. Signature of authorized officer			
17. Place of issue Karachi		18. Stamp or seal of authorized officer			
19. Date issued 29-04-2022					

Note: This is the system generated document and does not require any signature. This document can be verified electronically/Online through the QR code available on the document.

Figure 82

Alternate way to print approved Import Permit Amendment

- i. You can navigate to Import Permit grid and click on print button to print approved Import Permit Amendment in DPP prescribed forms.

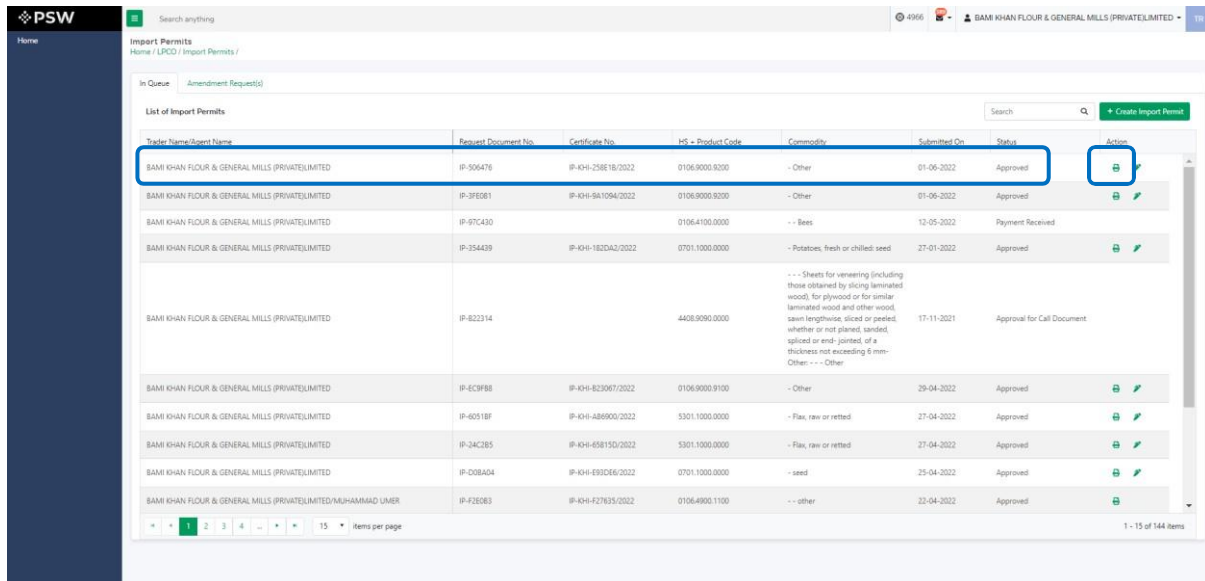


Figure 83

- ii. Upon clicking on the 'Print' button, a PDF file will automatically download.

Rejection notification

- i. A notification will appear in your inbox informing you about the Import Permit Amendment Rejection. You will click on the notification.

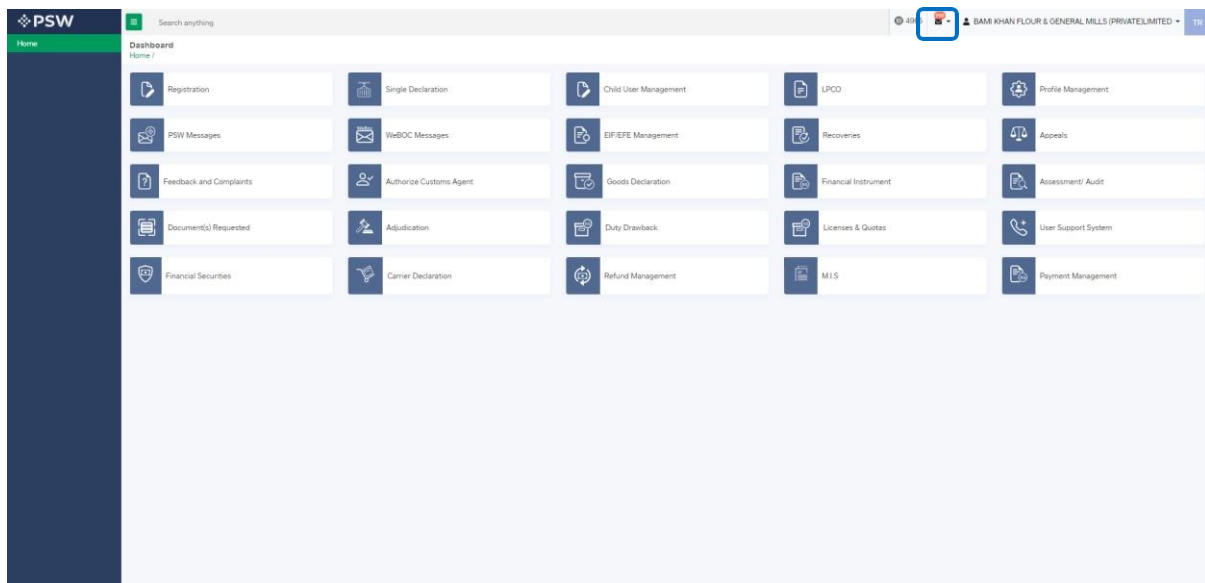


Figure 84

- ii. You will select on 'Amendment Request Rejected' to view notification.

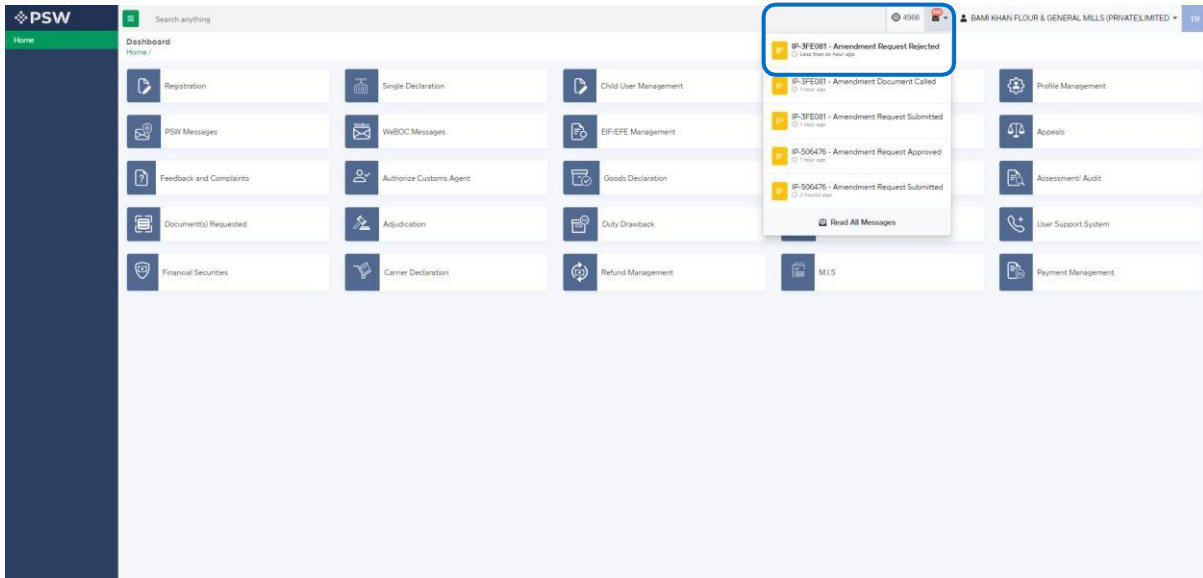


Figure 85

- iii. You will be re-directed to inbox where you can click on 'View Import Permit' button to view rejected Import Permit Amendment.

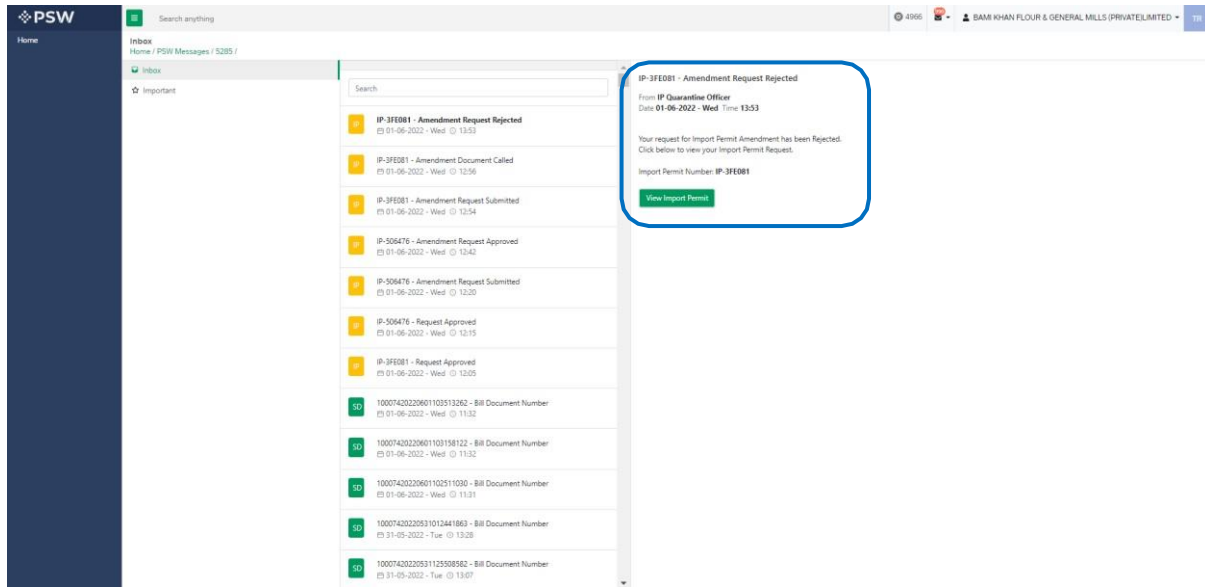


Figure 86

- iv. When you will click on 'View Import Permit' button then the rejected Import Permit will open where you can view officer remarks.

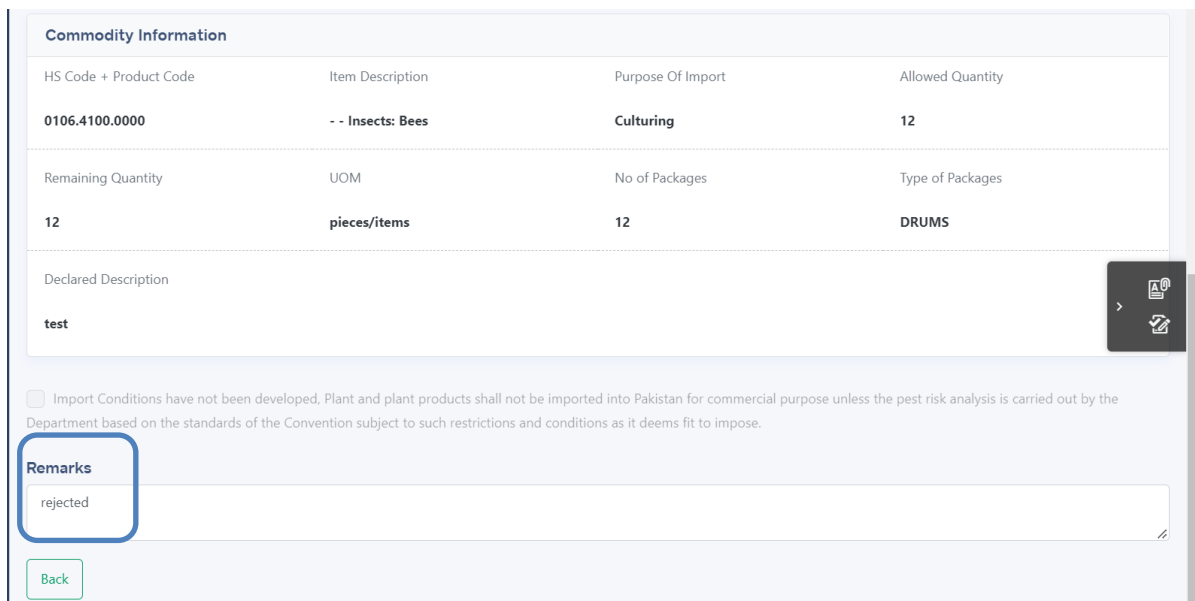


Figure 87

5.7. Import Permit Revocation/Restoration

Import Permit Revocation

- i. A notification is generated to trader/clearing agent when Import conditions are added
- ii. A notification will appear in your inbox informing you about the Import Permit Revocation. You will click on the notification.

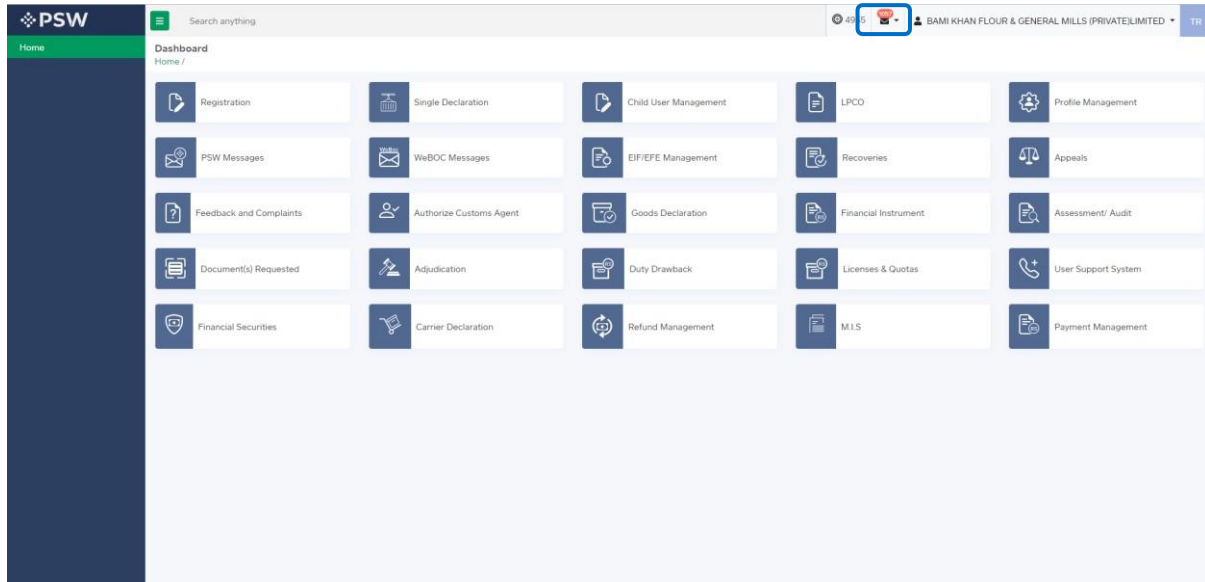


Figure 88

- iii. You will select on 'Import Permit Revoked' to view notification.

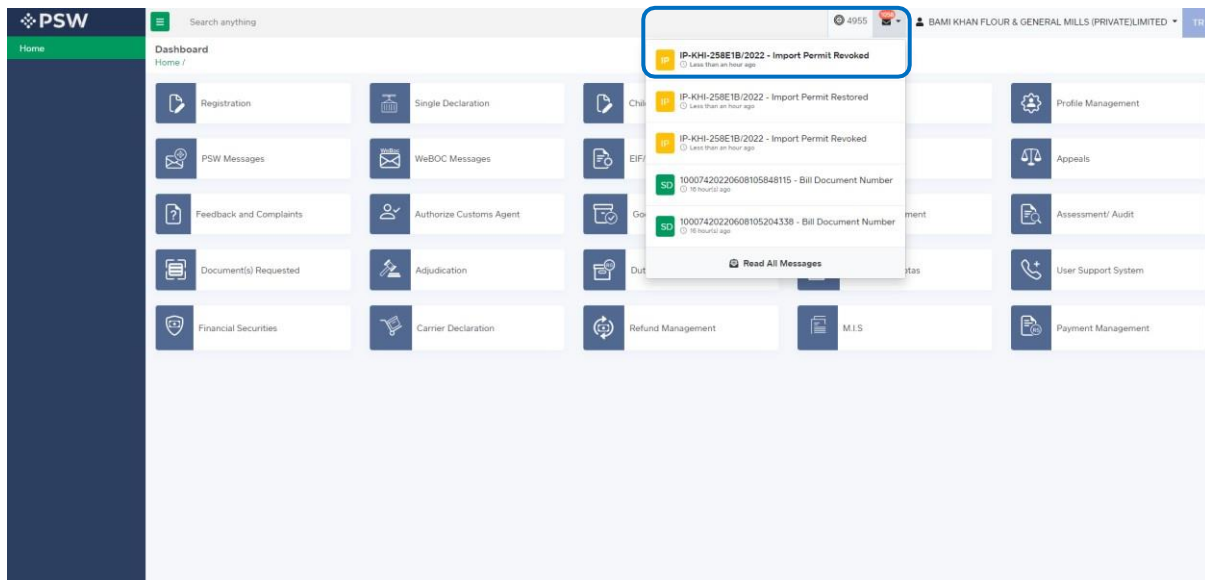


Figure 89

- iv. You will be re-directed to inbox where you can click on ‘View Import Permit’ button to view revoked Import Permit.

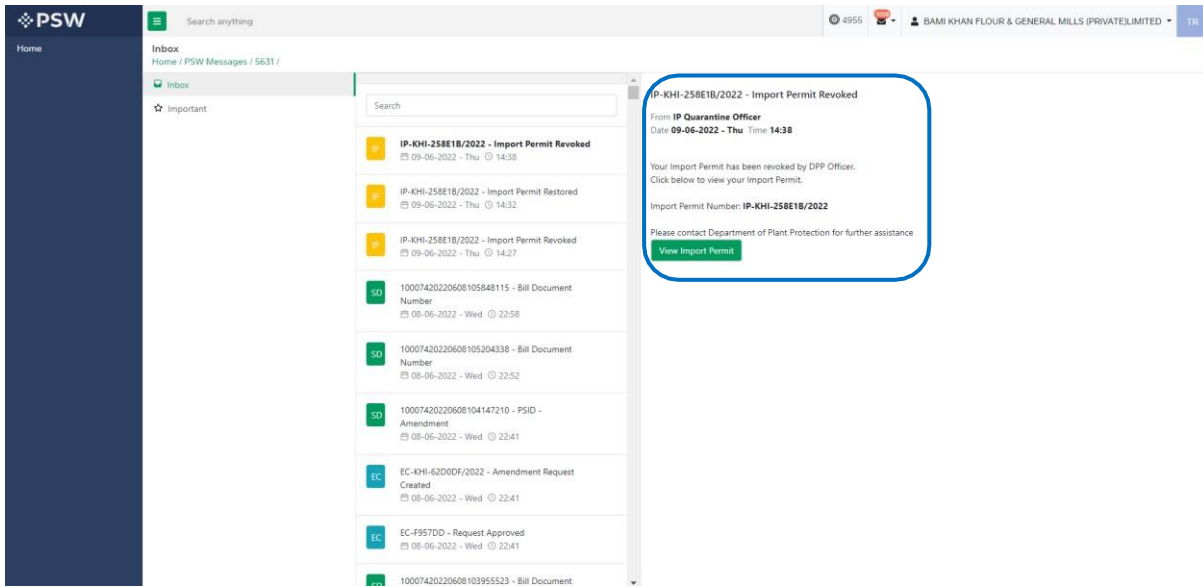


Figure 90

- v. You will be re-directed Import Permit screen to view the revoked Import Permit.

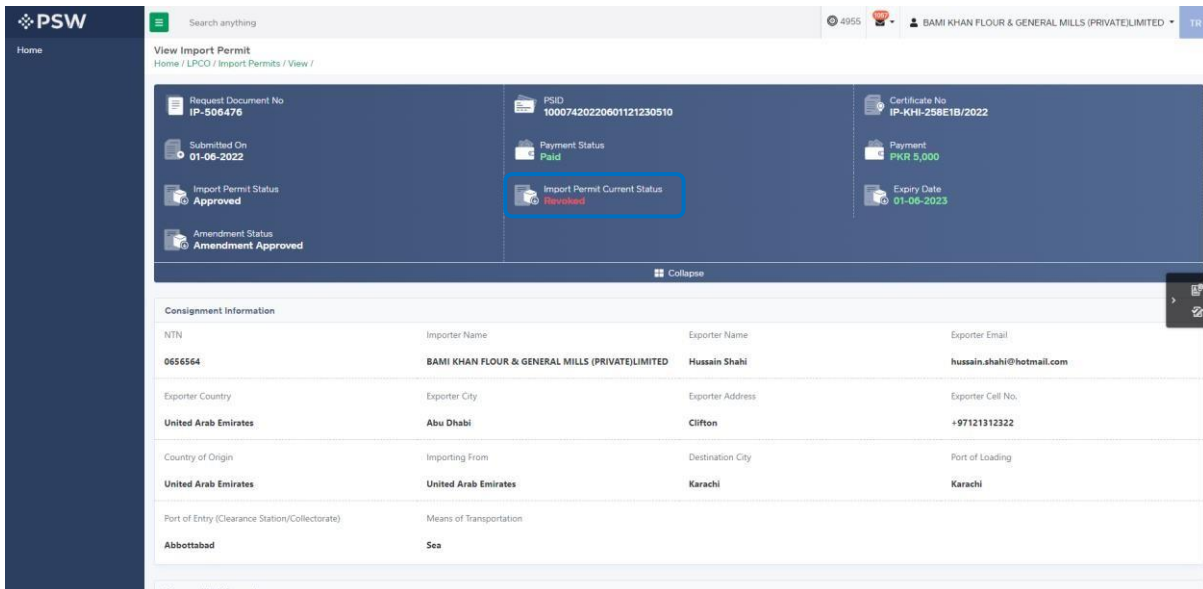


Figure 91

Import Permit Restoration

- i. A notification will appear in your inbox informing you about the Import Permit Restoration. You will click on the notification.

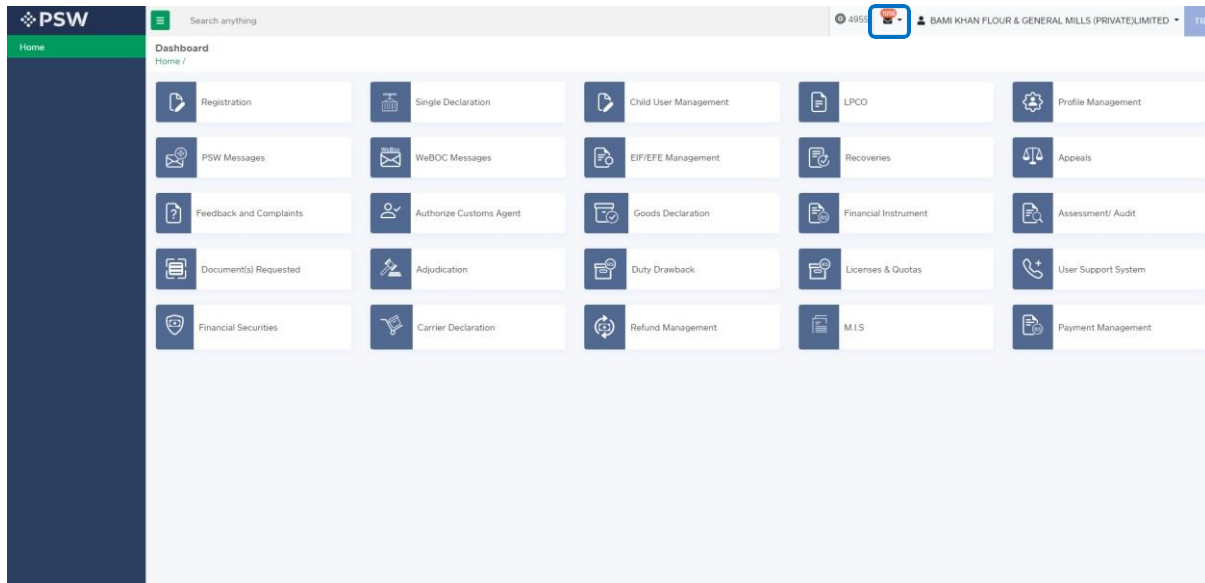


Figure 92

- ii. You will select on 'Import Permit Restoration to view notification.

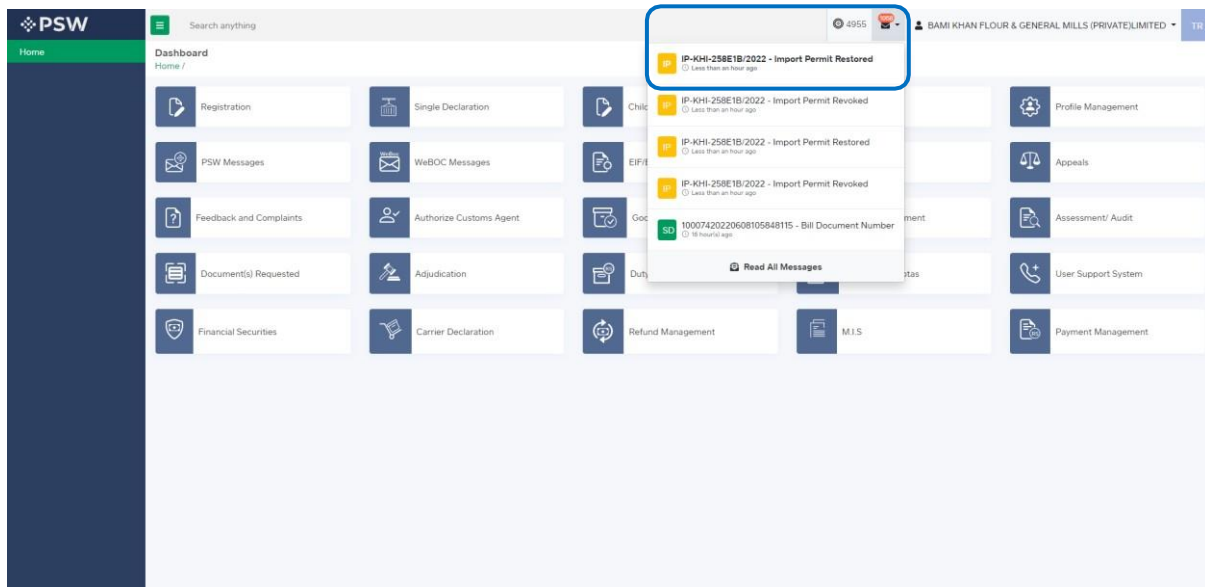


Figure 93

- iii. You will be re-directed to inbox where you can click on 'View Import Permit' button to view Restored Import Permit.

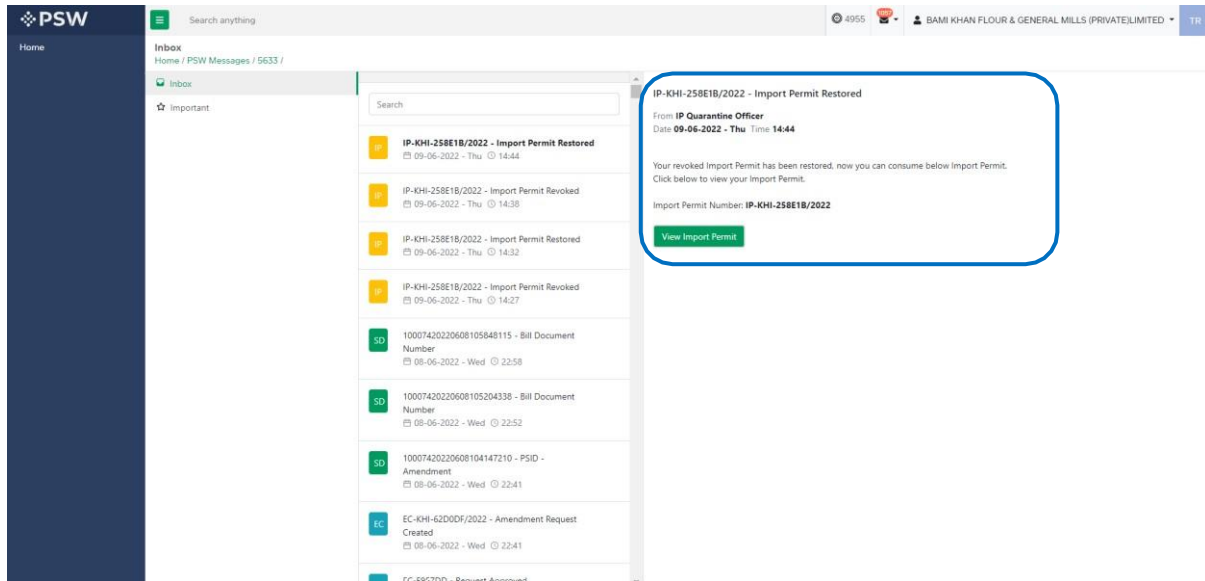


Figure 94

- iv. You will be re-directed Import Permit screen to view the restored Import Permit.

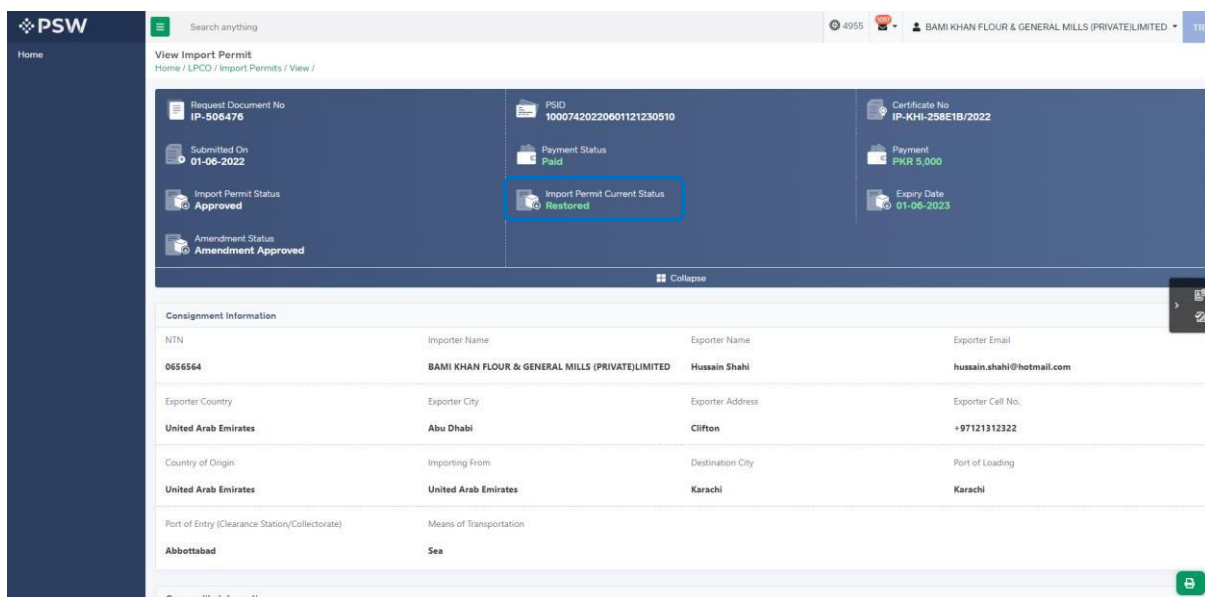
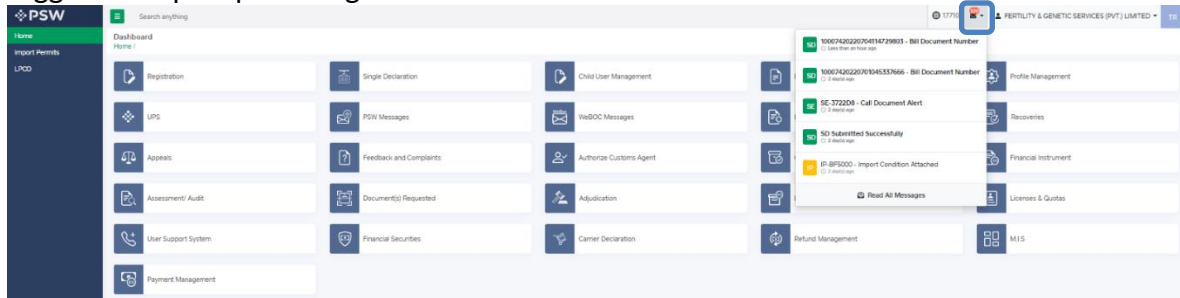


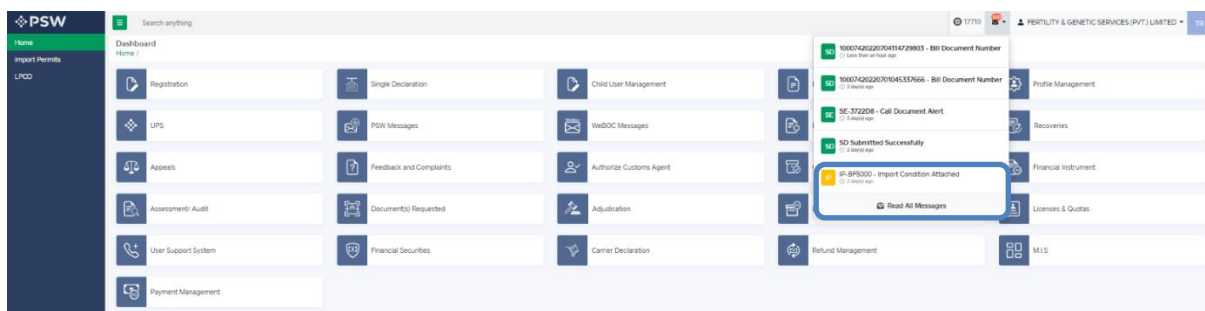
Figure 95

5.8. Import Condition Attached notification

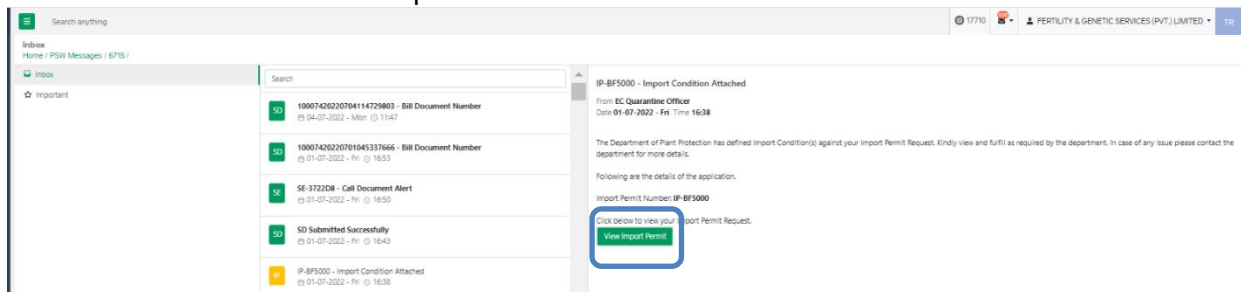
A notification will appear in your inbox notifying user about the Import conditions tagged to Import permit against which conditions were not defined earlier.



ii. You will click a particular notification.



iii. You will be redirected to inbox from where the You will Click on 'View Import Permit' to view Import conditions.



iv. Upon clicking on 'View Import Permit' button a screen will from where you can view Import conditions tagged with your Import Permit.

Request Document No IP-BF-5000		PSD 1000/42022042263312/7655		Certificate No IP-KB-5537/7A/2022		Submitted On 22-04-2022	
Consignment Information							
NTN	Importer Name	Importer Address		Exporter Name			
0656910	FERTILITY & GENETIC SERVICES (PVT) LIMITED	38-EAST, ZAHOOR PLAZA, JINNAH AVENUE BLUE AREA, Islamabad Islamabad Urban		Hassan Bin Inshad			
Exporter Email	Exporter Country	Exporter City		Exporter Address			
hassan.inshad@psw.gov.pk	Antigua and Barbuda	Saint John's		House # A-136, Sector 11-A North Karachi, Karachi			
Exporter Cell No	Country of Origin	Importing From		Destination City			
+128812312323	Bulgaria	Barbados		Karachi			
Port of Loading	Port of Entry (Clearance Station/Collectorate)	Means of Transportation					
Port of loading	Bahawalpur	Sea					
Commodity Information							
HS Code + Product Code	Commodity Name	Item Description		Purpose Of Import			
0106-4900-5000	other	other		Culturing			
Allowed Quantity	Remaining Quantity	LOM		No. of Packages			
123	123	pieces/items		23			
Type of Packages	Declared Description	No. Of Specimen		Type Of Seeds			
CARTONS	Declared Description	23		Antibiotics			
Classification	Life Stage of Organism	Method To Be Used to Prevent Plant Pest Escape					
Order	Life Stage of Organism	Method To Be Used to Prevent Plant Pest Escape					
Amendment History							
Submitted On 22-04-2022	Amendment Status Approval for Call Document	PSD 1000/42022042263312/7655	Amount PKR 10,000	Reference Required			

v. Click on Import Conditions widget to view import conditions.

Request Document No IP-BF-5000		PSD 1000/42022042263312/7655		Certificate No IP-KB-5537/7A/2022		Submitted On 22-04-2022	
Consignment Information							
NTN	Importer Name	Importer Address		Exporter Name			
0656910	FERTILITY & GENETIC SERVICES (PVT) LIMITED	38-EAST, ZAHOOR PLAZA, JINNAH AVENUE BLUE AREA, Islamabad Islamabad Urban		Hassan Bin Inshad			
Exporter Email	Exporter Country	Exporter City		Exporter Address			
hassan.inshad@psw.gov.pk	Antigua and Barbuda	Saint John's		House # A-136, Sector 11-A North Karachi, Karachi			
Exporter City	Exporter Address	Exporter Cell No					
Saint John's	House # A-136, Sector 11-A North Karachi, Karachi	+128812312323					
Country of Origin	Importing From	Destination City					
Bulgaria	Barbados	Karachi					
Port of Loading	Port of Entry (Clearance Station/Collectorate)	Means of Transportation					
Port of loading	Bahawalpur	Sea					
Commodity Information							
HS Code + Product Code	Commodity Name	Item Description		Purpose Of Import			
0106-4900-5000	other	other		Culturing			
Allowed Quantity	Remaining Quantity	LOM		No. of Packages			
123	123	pieces/items		23			
Type of Packages	Declared Description	No. Of Specimen		Type Of Seeds			
CARTONS	Declared Description	23		Antibiotics			
Declared Import Condition							
<p>Phytosanitary Requirements for Importation of Rabais into Pakistan for Human Consumption</p> <p>Import Condition</p> <p>Phytosanitary Requirements for Importation of Rabais into Pakistan for Human Consumption</p> <p>Import Condition</p> <p>Phytosanitary Requirements for Importation of Rabais into Pakistan for Human Consumption</p> <p>Report Conditions:</p> <p>The following Import Conditions are applicable to this import scenario. The department will assess the suitability of your import against the import conditions.</p> <ol style="list-style-type: none"> 1. Prior to the importation of goods into Pakistan, a valid import permit issued by the Department of Plant Protection is required. 2. National Plant Protection Organization of exporting country must consider the import permit for compliance of phytosanitary measures specified on the import permit and issuance phytosanitary certificate. 3. The import permit may be obtained from the Department of Plant Protection by submitting an import permit application along with prescribed fee and documents to the Department of Plant Protection. 4. Rabais may be imported in the clean packings and shall be free from pests and diseases. 5. The plants or plant products must be inspected or tested by the National Plant Protection Organization (NPPO) according to appropriate procedures and be considered free from biosecurity pests. <p>To demonstrate compliance with this requirement, NPPO of exporting country must present the following on a Phytosanitary certificate.</p> <p>The declaration "This is to certify that the plants, plant products or other regulated articles described herein have been inspected and/or tested according to appropriate official procedures and are considered to be free from the quarantine pests specified by the importing contracting party and to conform with the current phytosanitary requirements of the importing contracting party, including those for regulated non-quarantine pests."</p> <ol style="list-style-type: none"> 6. Prior to export, all consignments must be subjected to mandatory fumigation prior to export with methyl bromide at the rate of 48 g/m³ for 24 hours at 21°C or above. <p>To demonstrate compliance with this requirement, NPPO of exporting country must present the following on a Phytosanitary certificate.</p> <p>Evidence that the goods have been fumigated with methyl bromide at [insert applied dosage & g/m³] for [x] hours at [insert minimum temperature degrees Celsius].</p> <p>The date of fumigation</p> <p>The name of the fumigation facility</p> <p>Warnings and Information Notices</p> <p>Using the dosage of 48 g/m³ for a 24 hour exposure period, the dosage</p> <p>The department does not allow dosage compensation where the ambient temperature is above 21 °C or below 10 °C unless otherwise specified.</p>							

6. Release order

Once you click on 'LPCO' a new screen will open in which you can click on 'Release Order' button to view existing release order request which are under process.

Note: All the requests of Release Order will be automatically generated upon submission of Single Declaration.

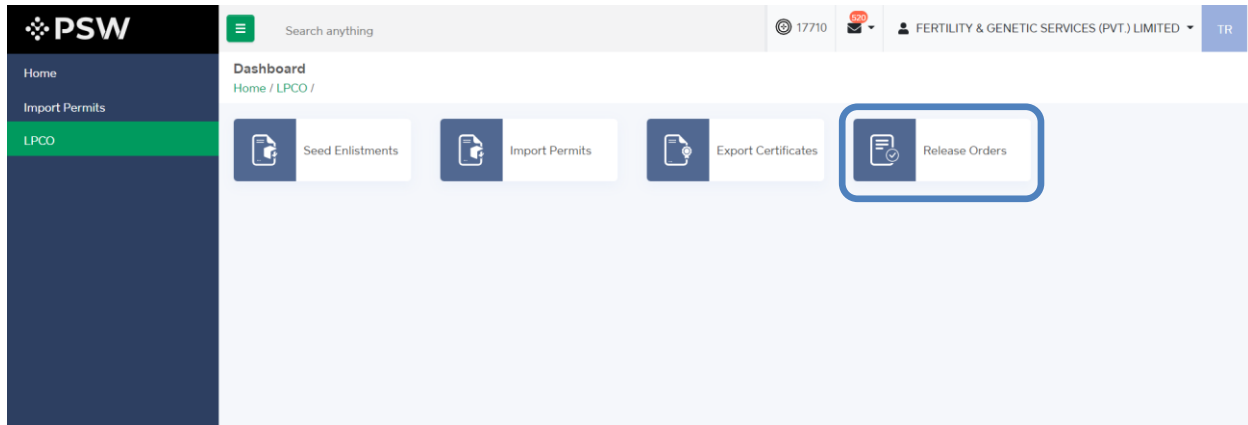


Figure 100

6.1. View Release Order

- i. Upon clicking on 'Release Order' button a new screen shall open. You will be able to view all the release orders which are under process.

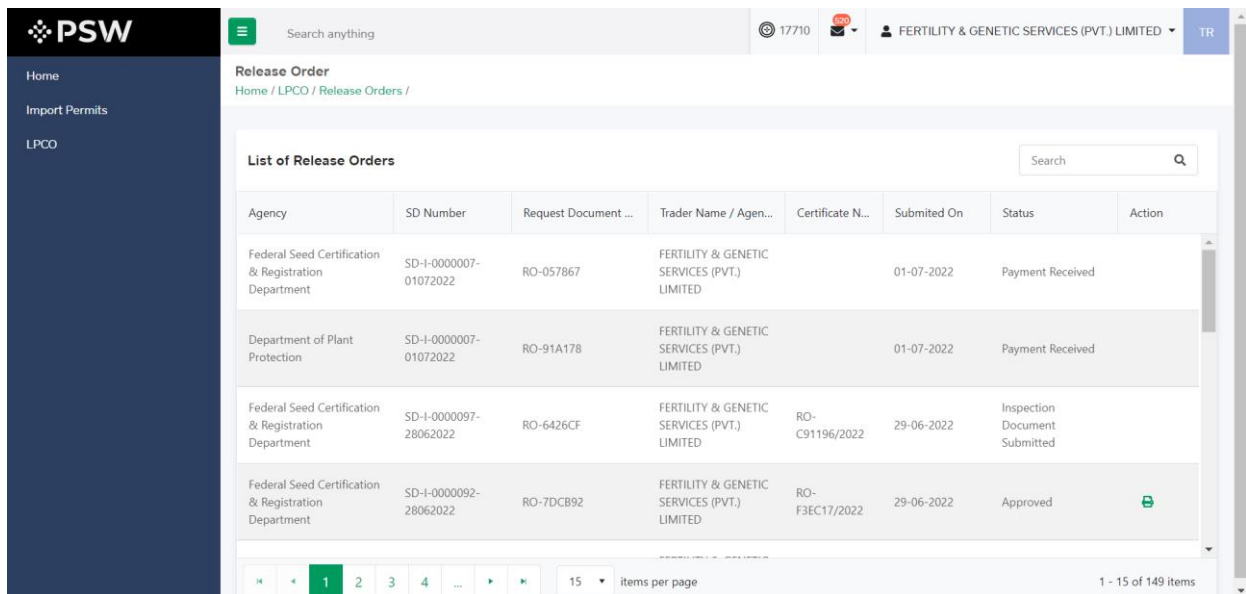


Figure 101

ii. You will click on desired Release Order to view the request.

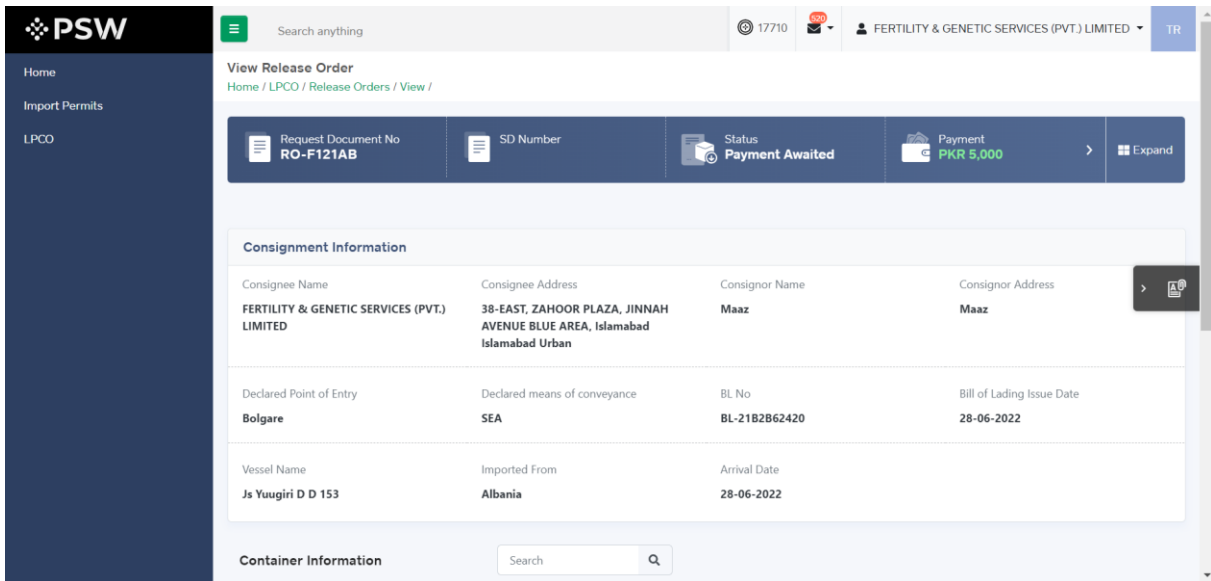


Figure 102

6.2. Upload Called Document(s)

i. A notification will appear in the notification bar when officer requests the trader/custom agent to submit any additional document. You will click on notification button to open all the notifications.

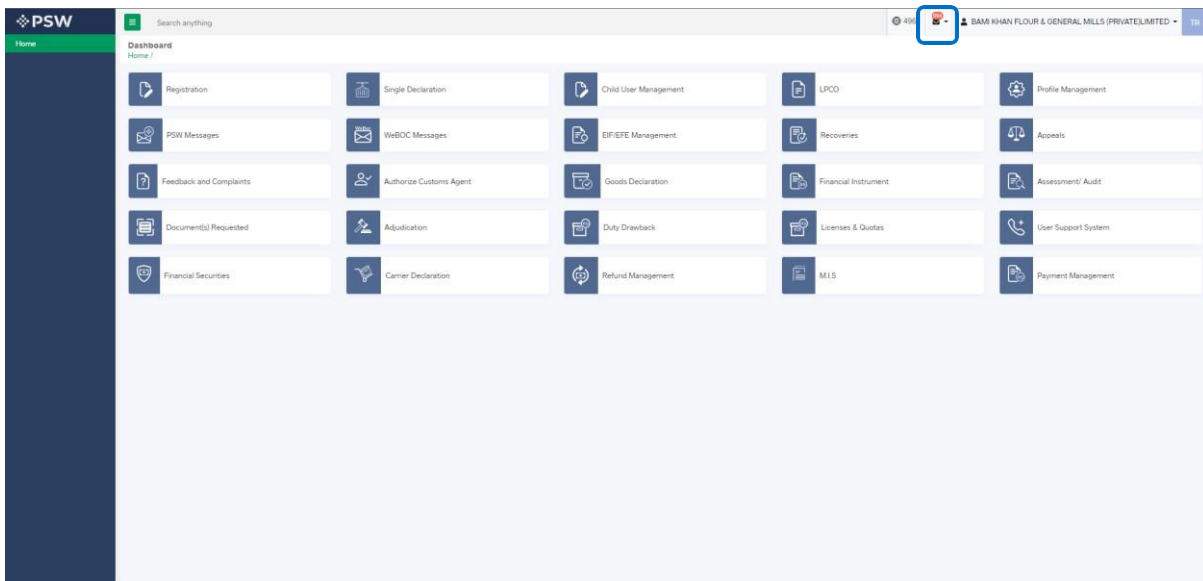


Figure 103

ii. You will click on a desired notification.

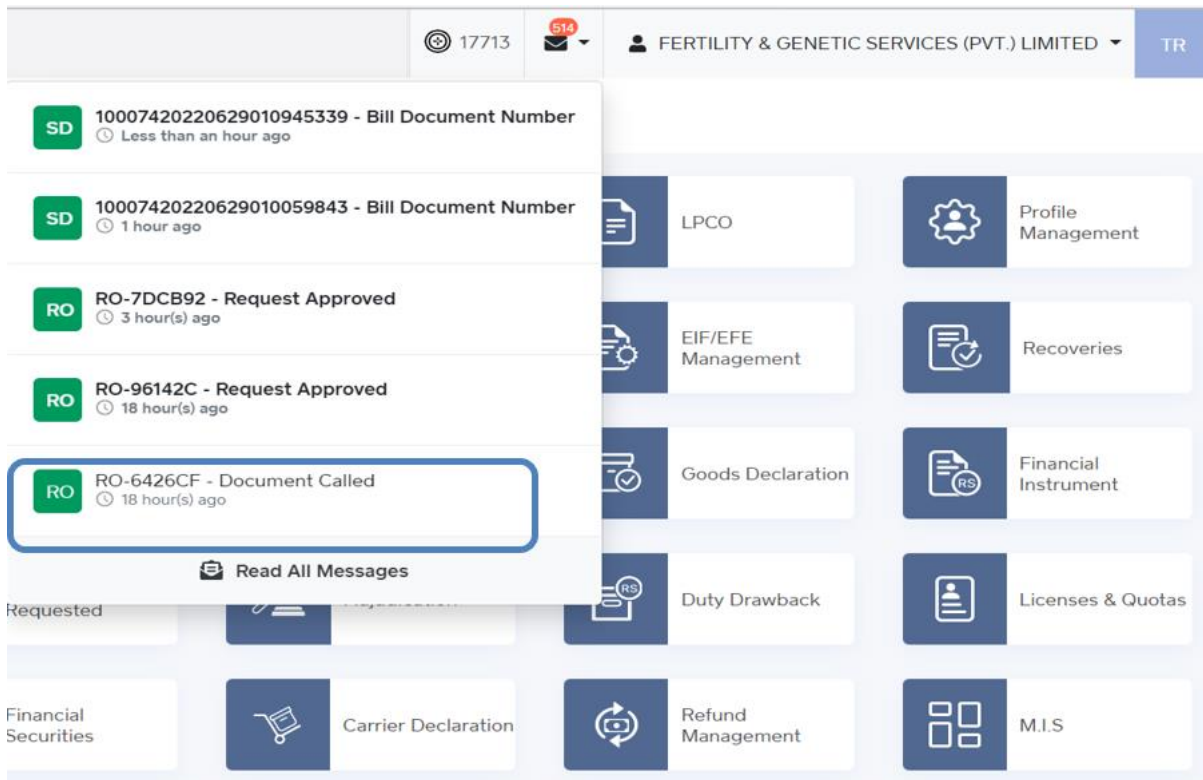
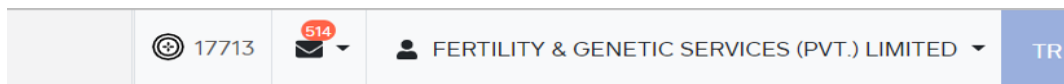


Figure 104

iii. In case, you click on 'Documents Called' tab, you will be re-directed to the inbox from where you will click on 'Upload Document.'



RO-E996EF - Document Called

From **RO Quarantine Officer**
Date **26-06-2022 - Sun** Time **16:41**

Department of Plant Protection Officer has requested for following documents.
Click below to upload Called Documents.

Release Order Number: **RO-E996EF**

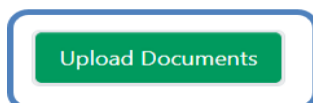


Figure 105

- iv. You will be re-directed to the 'Document Called' screen from where you will click on 'Upload Document' button.

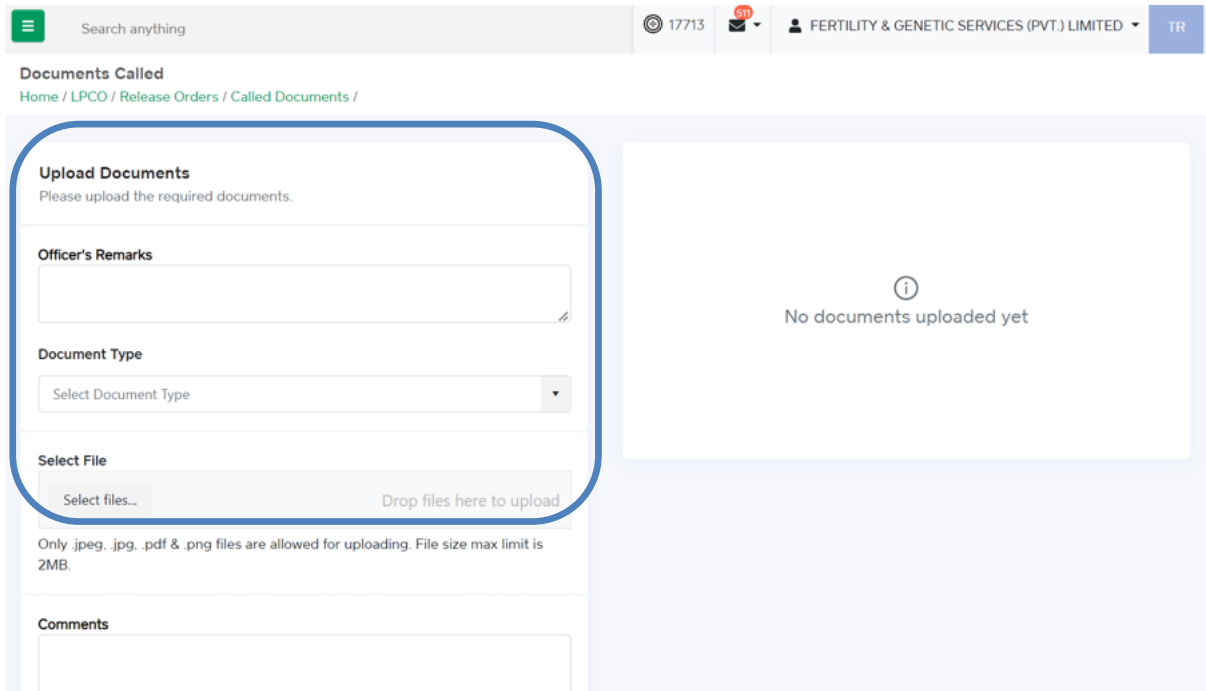


Figure 106

- v. You will select required document by clicking on 'Document Type'

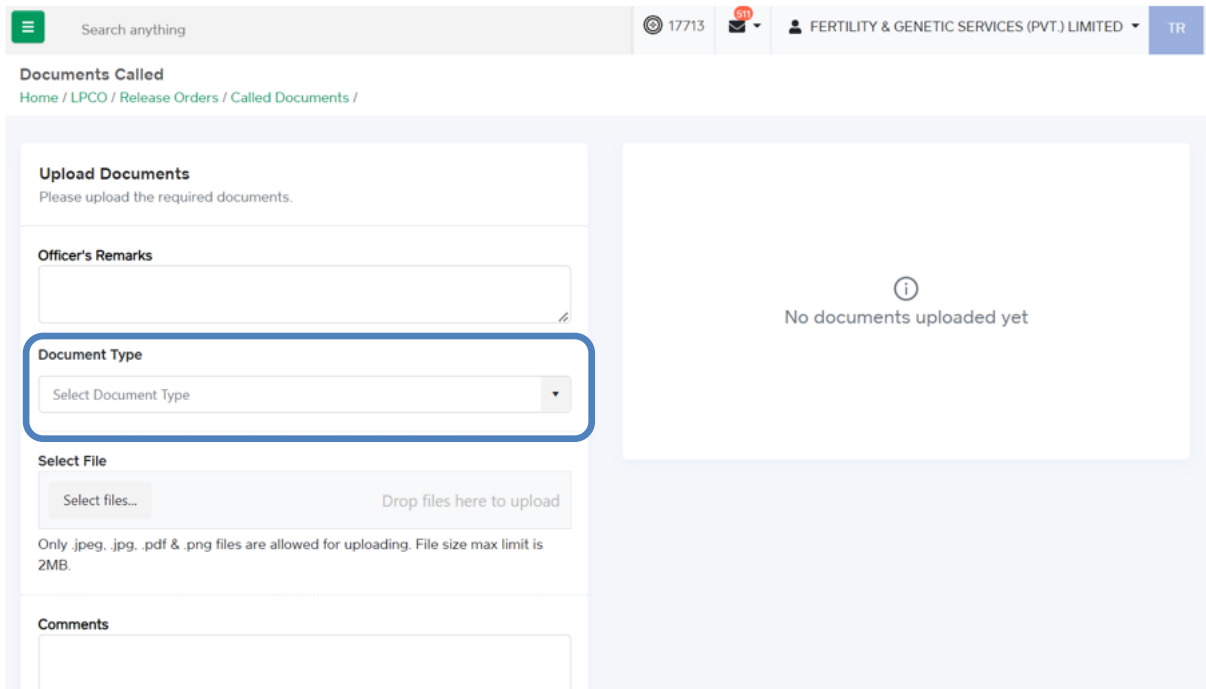


Figure 107

vi. You will click on selected file and upload file.

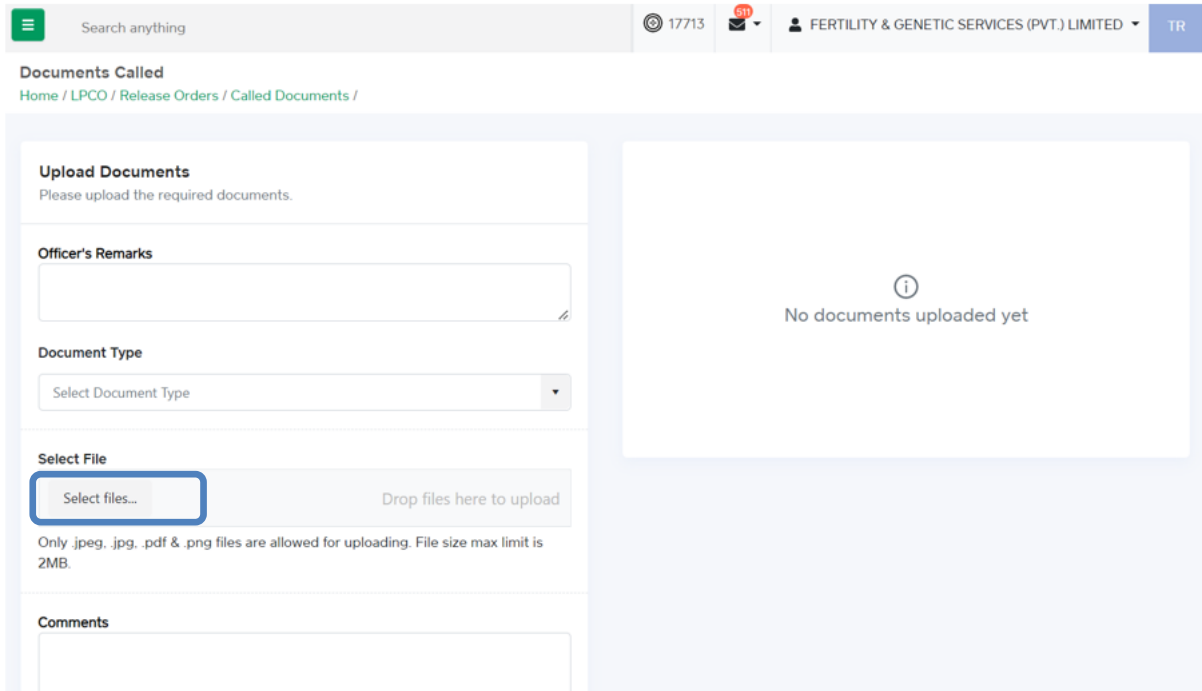
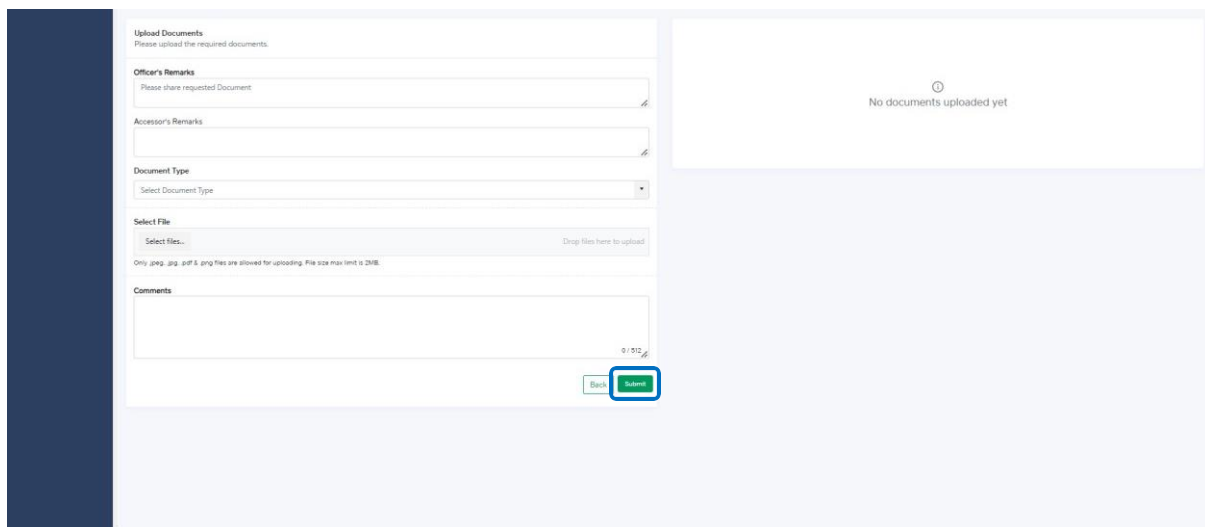


Figure 108

vii. You can review the attached document by clicking on document and click on 'Submit' button to submit document for further processing.



viii. Upon clicking on submit button a success pop-up will appear.

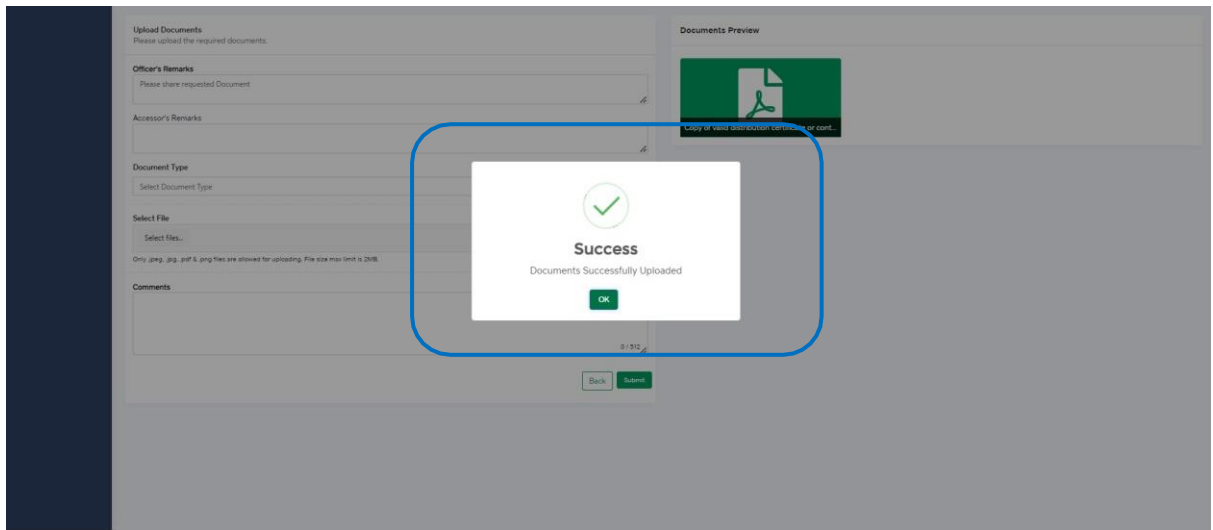


Figure 110

6.2.1. Alternate way to upload document

i. You can also upload document by clicking on action icon.

Release Order
Home / LPCO / Release Orders /




List of Release Orders							
Agency	SD Number	Request Document ...	Trader Name / Agen...	Certificate N...	Submitted On	Status	Action
Department of Plant Protection	KPPI-HC-699-10-06-2022	RO-BEB9DD	M/S KHAWAJA SPINNING MILLS LTD,		10-06-2022	Documents called	
Department of Plant Protection	KPPI-HC-697-10-06-2022	RO-0C7E6E	M/S KHAWAJA SPINNING MILLS LTD,		10-06-2022	Documents called	
Department of Plant Protection	SD-E-0000185-04022022	RO-CCB037	Ahmed Tester / Ro Testing		31-05-2022	Documents called	

Figure 111

- ii. Upon clicking on action button, you will be redirected to the ‘Document Called’ screen from where you can select document, upload file, add comments and submit document.
- iii. Same process as under 6.2. will follow.

6.3. Notification for Approval/Rejection of Release Order

Approval notification

- i. A notification will appear in your inbox notifying you about release order approval. You will click on the notification.

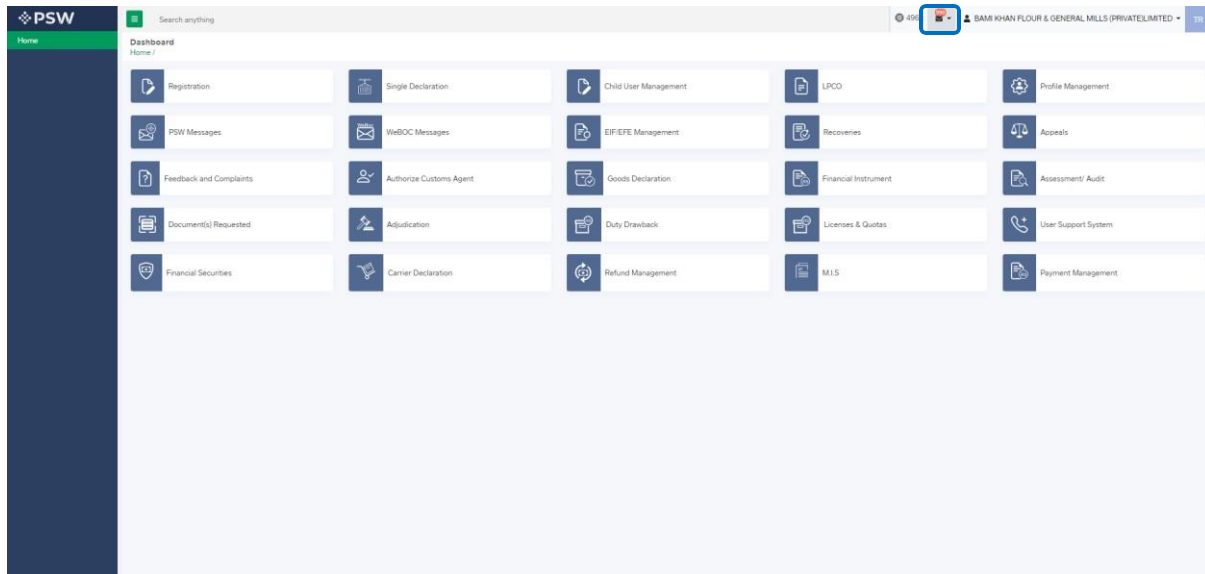


Figure 113

ii. You will click on a particular notification.

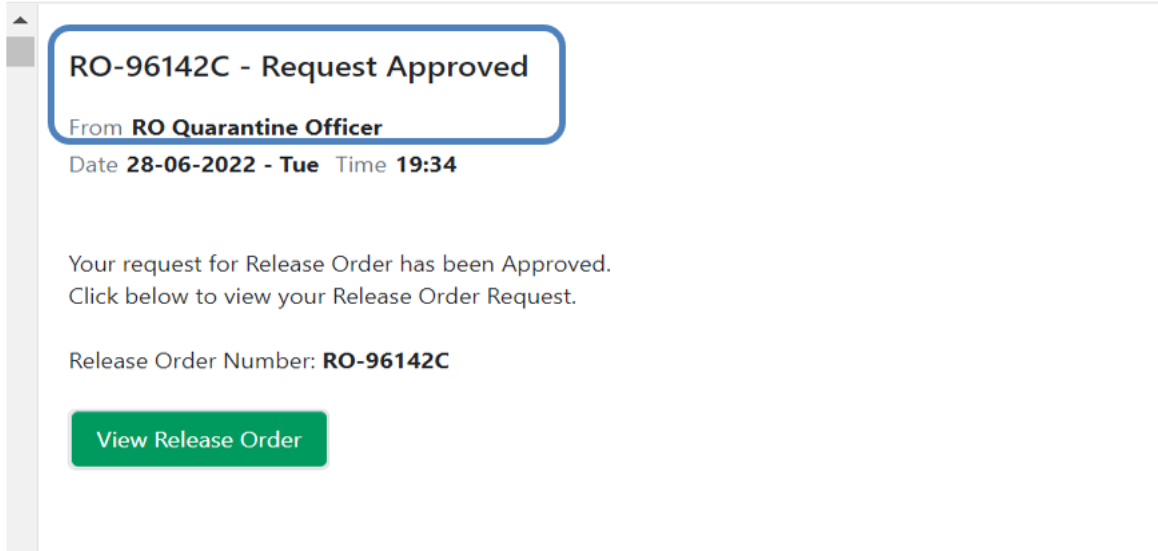
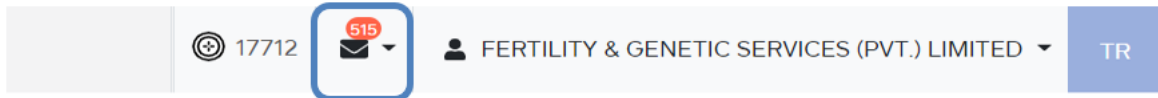


Figure 114

iii. You will be re-directed to the inbox from where you will click on 'View Release Order.'

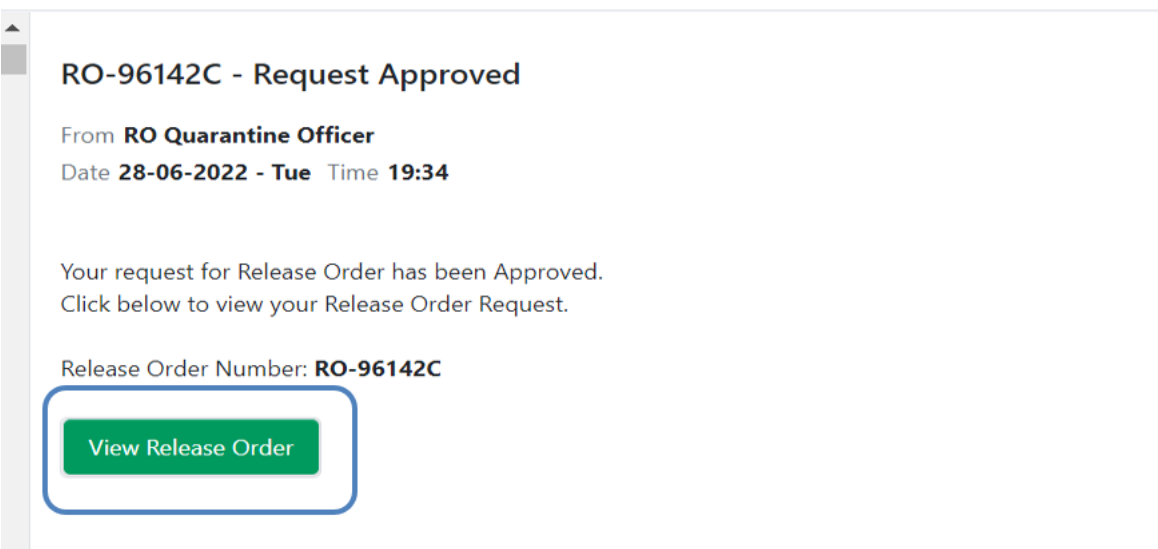
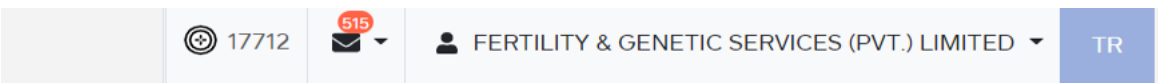


Figure 115

- iv. When you will click on 'View Release Order' button then approved Release Order shall appear.

The screenshot shows the 'View Release Order' page with the following details:

- Request Document No: RO-96142C
- SD Number: SD-I-0000097-28062022
- Release Order No: RO-3B9B4F/2022
- Issue Date: 28-06-2022

Consignment Information

Consignee Name FERTILITY & GENETIC SERVICES (PVT.) LIMITED	Consignee Address 38-EAST, ZAHOOR PLAZA, JINNAH AVENUE BLUE AREA, Islamabad Islamabad Urban	Consignor Name Maaz	Consignor Address Maaz
Declared Point of Entry Bolgare	Declared means of conveyance SEA	BL No BL-330B9A3A98	Bill of Lading Issue Date 27-06-2022
Vessel Name Js Yuugiri D D 153	Imported From Albania	Arrival Date 28-06-2022	

At the bottom, there are sections for 'Packages Information' and 'Container Information', each with a search bar. A green 'Print' button is visible in the bottom right corner.

Figure 115

- v. You can click on 'Print' button to print Release Order in DPP prescribed format.

This screenshot is identical to Figure 115, but the green 'Print' button in the bottom right corner is highlighted with a red square, indicating its location for printing the document in DPP prescribed format.

Figure 116

vi. Upon clicking on 'print' button, a PDF file will automatically download.



DPPQ-Form-23
[see rule 49\(2\), 50\(3\), 54, 96\(3\)\(9\)\(11\)101](#)



GOVERNMENT OF PAKISTAN
MINISTRY OF NATIONAL FOOD SECURITY & RESEARCH
DEPARTMENT OF PLANT PROTECTION
(PLANT QUARANTINE DIVISION)

BIOSECURITY CLEARANCE ORDER OR PLANT PROTECTION RELEASE ORDER

BC/RO. NO. RO-3B9B4F/2022

Book No. _____ Serial No. _____ Date of Issue. 28-06-2022 Place of Issue. Karachi

In exercise of the powers conferred under rules 49(2), 50(3), 54, 96(3)(9)(11), 101 of the Pakistan Plant Quarantine Rules 2019 issued under sub-section (1) (2) and (3) of section 3 and section 5 and section 10 of the Pakistan Plant Quarantine Act 1976, the following consignment of plant or plant products or regulated goods or article referred to this station has been inspected/tested/fumigated or treated and the same has been accorded biosecurity clearance or plant protection release order or provisional quarantine clearance* for growing in an approved post entry quarantine facility, as detailed below:			
1. Name and address of importer / consignee 38-EAST, ZAHOOR PLAZA, JINNAH AVENUE BLUE AREA, Islamabad Islamabad Urban		2. Name and address of exporter (consignor) Maaz Maaz	
3. Description of Plant or Plant Product or regulated goods or articles (1) - - - - Blueberries (Vaccinium spp-cyanococcus) seeds; 23.00 Kilogram			
(Common & Scientific Name)		Quantity.(Wt.Vol))	No. of shipments
(1) 123123123		(1) 23.0000 Kilogram	--
4. Name of vessel or voy / flight or vehicle Js Yuugiri D D 153		5. Name of shipping company or airline or transport N/A	
6. Container No's (FCL / LCL) hatch No's As per Declaration: SD-I-0000097-28062022, GD Number: KPPI-HC-813-28-06-2022			
7. Foreign Port of shipment Karachi		8. Point or port of arrival in Pakistan Bolgare	
9. Distinguishing marks if any As per Declaration: SD-I-0000097-28062022, GD Number: KPPI-HC-813-28-06-2022		10. Country of origin or re-export Albania	
11. Date of arrival of shipment 28-06-2022		12. Bill of entry No. / shipping or airway bill No. / Bill of lading No. BL-330B9A3A98	
13. Date of inspection 28-06-2022	14. Date of sampling --	15. Date of laboratory report if applicable --	16. Date of treatment 01-01-0001
17. Signature and stamp of authorized officer		18. Name and designation of authorized officer RO-EC-IP Officer(RO Quarantine Officer)	
19. Copy to: Collector / Deputy Collector / Assistant Collector of Customs for information and necessary action: (Designation and address of model custom collectorate)			
20. Copy to importer of plant or plant products or regulated goods or article for information and necessary actions: <u>38-EAST, ZAHOOR PLAZA, JINNAH AVENUE BLUE AREA, Islamabad Islamabad Urban</u> Name and address of importer/ authorized agent			

Note: This is the system generated document and does not require any signature. This document can be verified electronically/Online through the QR code available on the document.

Figure 117

Alternate way to print approved Release Order

- i. You can navigate to release order grid and click on 'print' button to print approved release order in DPP prescribed forms.

Agency	SD Number	Request Document ...	Trader Name / Agen...	Certificate N...	Submitted On	Status	Action
Federal Seed Certification & Registration Department	SD-I-0000096-28062022	RO-DB0BF4	FERTILITY & GENETIC SERVICES (PVT.) LIMITED		28-06-2022	Assigned to officer	
Department of Plant Protection	SD-I-0000093-28062022	RO-2D3AF5	FERTILITY & GENETIC SERVICES (PVT.) LIMITED	RO-789E13/2022	28-06-2022	Approved	
Federal Seed Certification & Registration Department	SD-I-0000093-28062022	RO-A93345	FERTILITY & GENETIC SERVICES (PVT.) LIMITED		28-06-2022	Assigned to officer	
Federal Seed Certification & Registration Department		RO-661103	FERTILITY & GENETIC SERVICES (PVT.) LIMITED		28-06-2022	Payment Awaited	

Figure 118

- ii. Upon clicking on print button, a PDF file will automatically download.

Rejection notification

- i. A notification will appear in user's inbox notifying user about release order rejection.

Figure 120

- ii. You will click on a particular notification

RO-AD358D - Request Rejected

From **RO Quarantine Officer**

Date **28-06-2022 - Tue** Time **17:51**

Your request for Release Order has been Rejected.
Click below to view your Release Order Request.

Release Order Number: **RO-AD358D**

[View Release Order](#)

Figure 121

- iii. When You will click on 'View Release Order, you will be redirected to the inbox screen from where you can click on 'View Release Order' button to view rejected Release Order.



RO-AD358D - Request Rejected

From **RO Quarantine Officer**

Date **28-06-2022 - Tue** Time **17:51**

Your request for Release Order has been Rejected.
Click below to view your Release Order Request.

Release Order Number: **RO-AD358D**

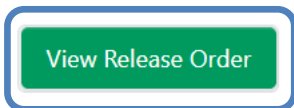


Figure 122

- iv. When you will click on View release order button then rejected release order will open where you can view officer remarks.

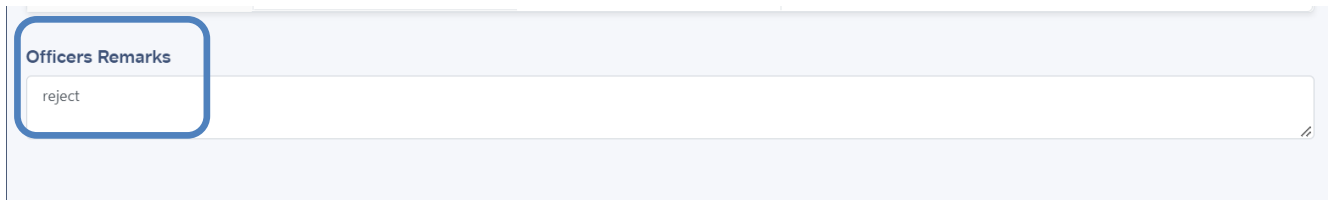


Figure 123

6.4. Notification for fumigation

Fumigation notification

- i. A notification will appear in your inbox notifying user about the fumigation called by department.

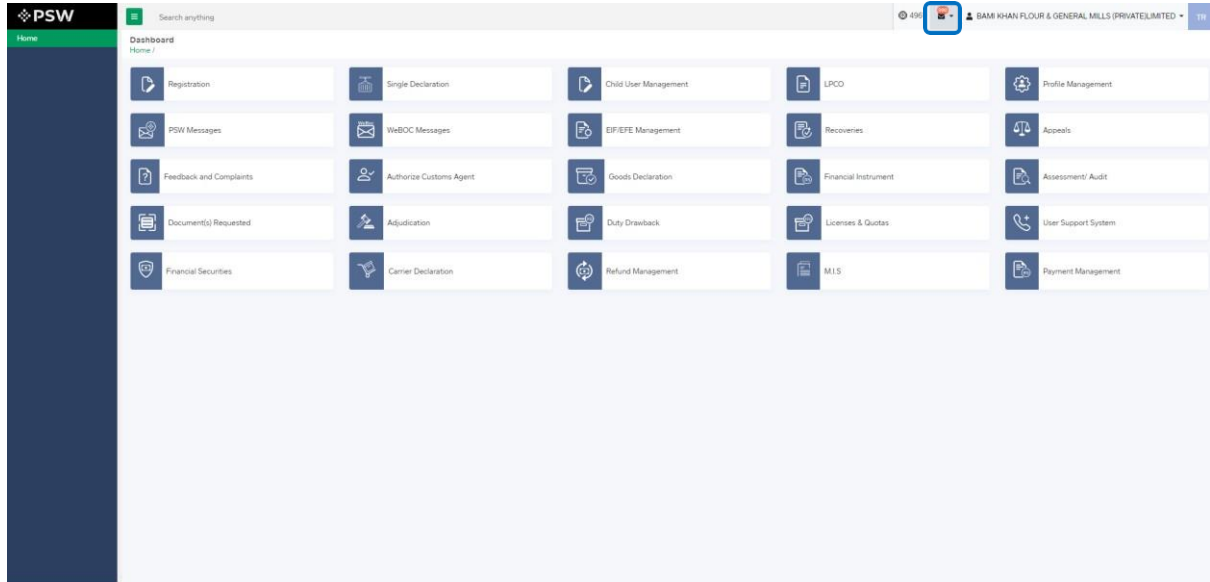
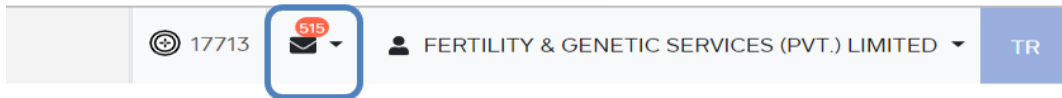


Figure 124

- ii. You will click a particular notification



RO-E996EF - Fumigation Requested

From **RO Inspection Officer**

Date **26-06-2022 - Sun** Time **16:51**

Department of Plant Protection Officer has requested for fumigation.
Click below to submit Fumigation Report.

Release Order Number: **RO-E996EF**

[Upload Fumigation Report](#)

Figure 125

- iii. You will be redirected to inbox from where the You will upload fumigation report by clicking on 'Upload fumigation report' button.



RO-E996EF - Fumigation Requested

From **RO Inspection Officer**

Date **26-06-2022 - Sun** Time **16:51**

Department of Plant Protection Officer has requested for fumigation.
Click below to submit Fumigation Report.

Release Order Number: **RO-E996EF**



Figure 126

- iv. Upon clicking on 'Upload fumigation report' button a screen will appear on which you will select file, add comments, and clicks on 'submit' button to submit the fumigation report.

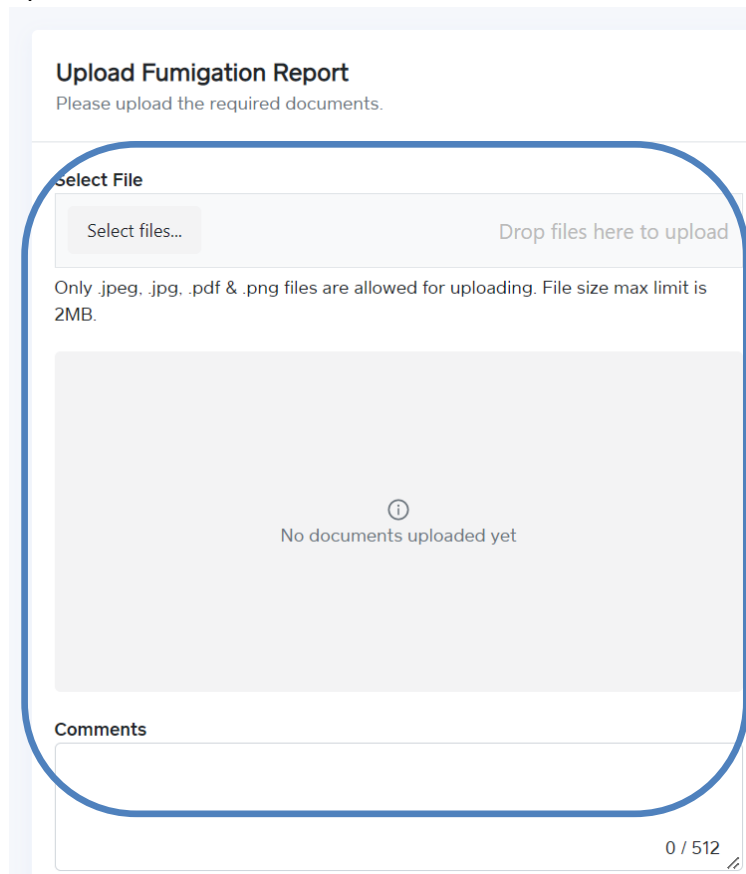


Figure 127

- v. Upon clicking on 'submit' button a pop-up will appear which will tell You about the successful submission.

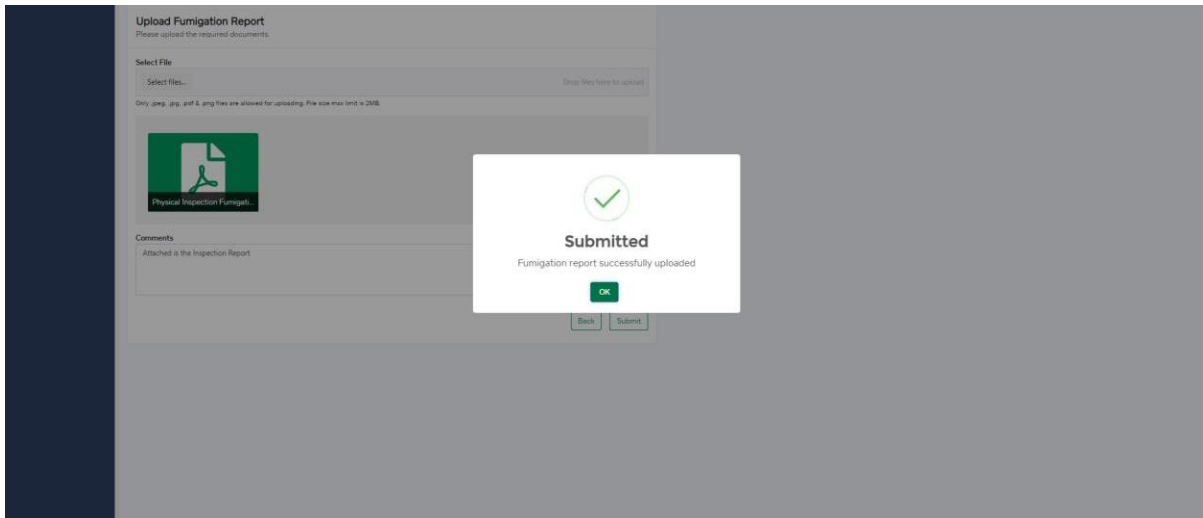


Figure 128

7. Export Certificate(s)

- i. Once you click on 'LPCO' a new screen will open in which you can click on 'Export Certificate' button to view existing export certificate request which are under process.

Note: All the requests of Export Certificate will be automatically generated upon submission of Single Declaration.

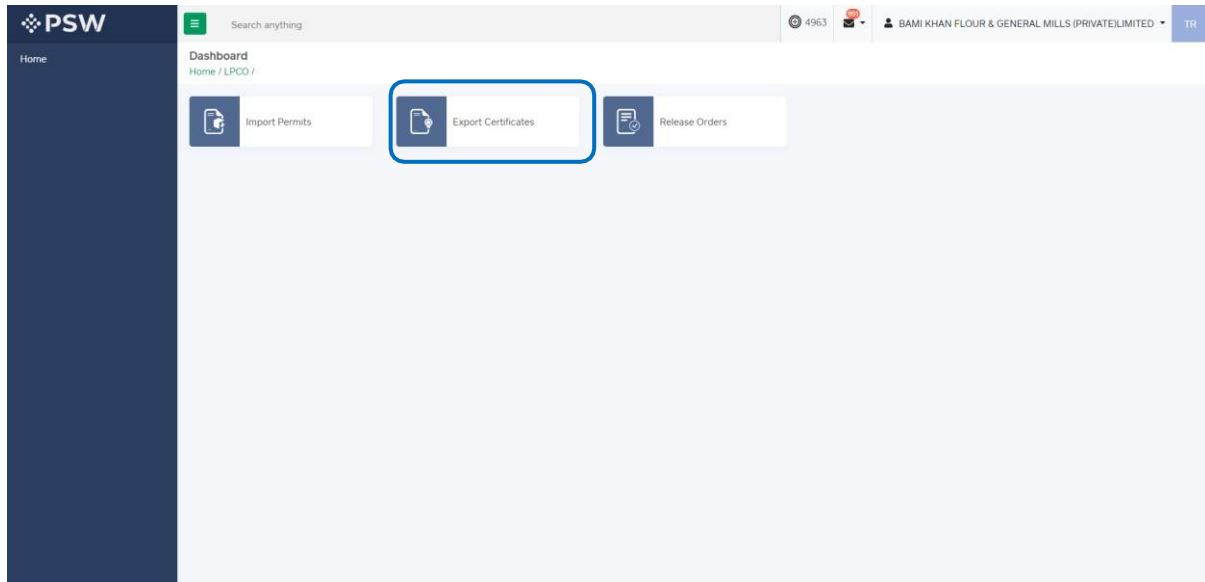


Figure 129

7.1.View Export Certificate

- iii. Upon clicking on 'Export Certificate' button a new screen shall open. You will be able to view all the export certificates which are under process.

The screenshot shows the 'Export Certificate' page in the PSW system. It features a table titled 'List of Export Certificates' with columns for Agency, Request Document Number, Trader Name / Agent Name, Certificate Number, Submitted On, Status, and Action. The first row is highlighted with a blue box.

Agency	Request Document Number	Trader Name / Agent Name	Certificate Number	Submitted On	Status	Action
Department of Plant Protection	EC-54F890	BAMI KHAN FLOUR & GENERAL MILLS (PRIVATE)LIMITED		02-06-2022	Assigned to Officer	
Department of Plant Protection	EC-111888	BAMI KHAN FLOUR & GENERAL MILLS (PRIVATE)LIMITED		02-06-2022	Assigned to Officer	
Animal Quarantine Department	EC-C1C54C	BAMI KHAN FLOUR & GENERAL MILLS (PRIVATE)LIMITED		26-05-2022	Assigned to Officer	
Animal Quarantine Department	EC-21100F	BAMI KHAN FLOUR & GENERAL MILLS (PRIVATE)LIMITED	EC-KHI-785A2D/2022	27-05-2022	Assigned to Officer	
Animal Quarantine Department	EC-A3A380	BAMI KHAN FLOUR & GENERAL MILLS (PRIVATE)LIMITED		26-05-2022	Examination In-Progress	
Department of Plant Protection	EC-FAC377	BAMI KHAN FLOUR & GENERAL MILLS (PRIVATE)LIMITED / KHAWAJA SPINNING MILLS LIMITED		03-01-2022	Approval for Call Document	
Department of Plant Protection	EC-FAB067	BAMI KHAN FLOUR & GENERAL MILLS (PRIVATE)LIMITED / ARJUN INDUSTRIES LIMITED	EC-KHI-C458FA/2022	30-05-2022	Approved	
Animal Quarantine Department	EC-77F46A	BAMI KHAN FLOUR & GENERAL MILLS (PRIVATE)LIMITED	EC-KHI-071985/2022	27-05-2022	Approved	
Department of Plant Protection	EC-A74F05	BAMI KHAN FLOUR & GENERAL MILLS (PRIVATE)LIMITED / KHAWAJA SPINNING MILLS LIMITED		10-01-2022	Physical Inspection Request Approved	
Animal Quarantine Department	EC-DD847E	BAMI KHAN FLOUR & GENERAL MILLS (PRIVATE)LIMITED	EC-KHI-57A13A/2022	26-05-2022	Approved	
Department of Plant Protection	EC-417DA2	BAMI KHAN FLOUR & GENERAL MILLS (PRIVATE)LIMITED		25-05-2022	Assigned to Officer	

Figure 130

iv. You will click on desired Export Certificate to view the request.

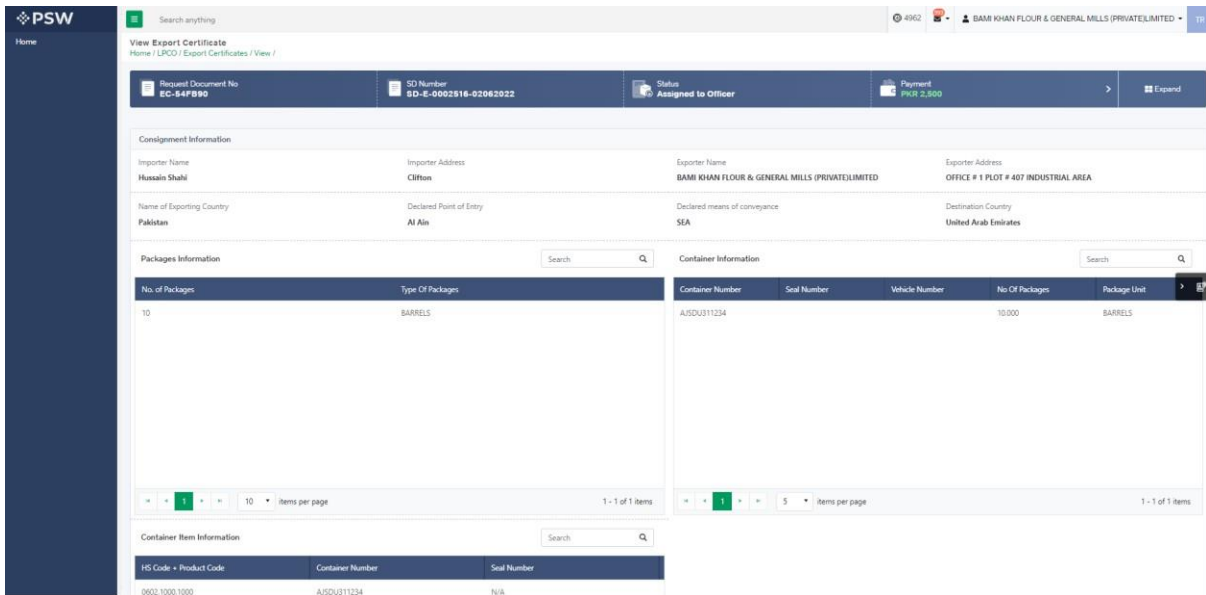


Figure 131

7.2.Upload Called Document(s)

ix. A notification will appear in the notification bar when officer requests the trader/custom agent to submit any additional document. You will click on notification button to open all the notifications.

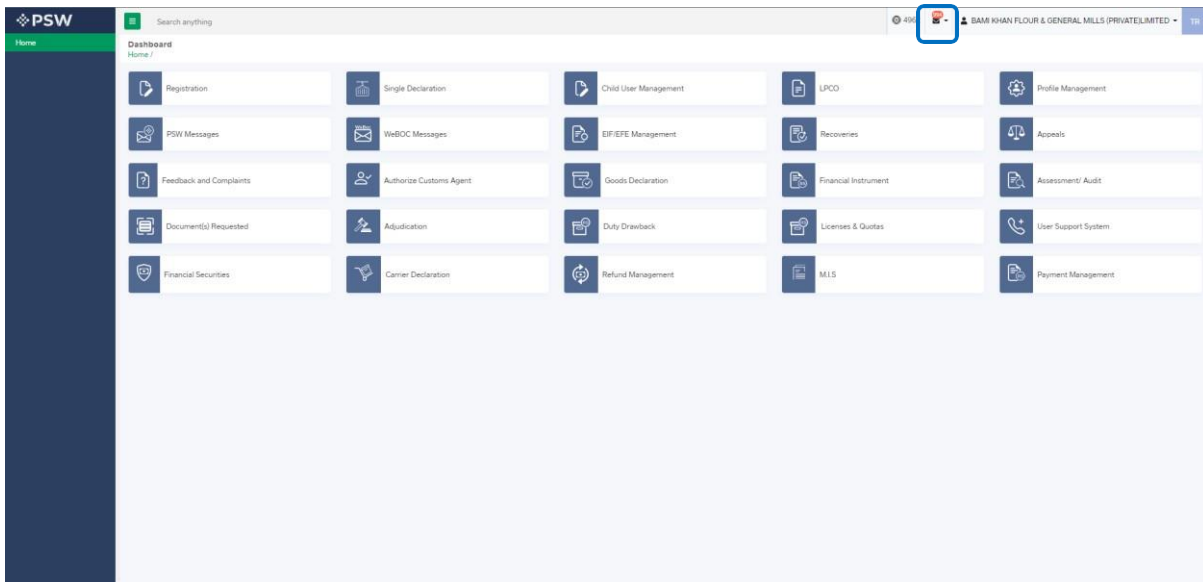


Figure 132

x. You will click on a desired notification.

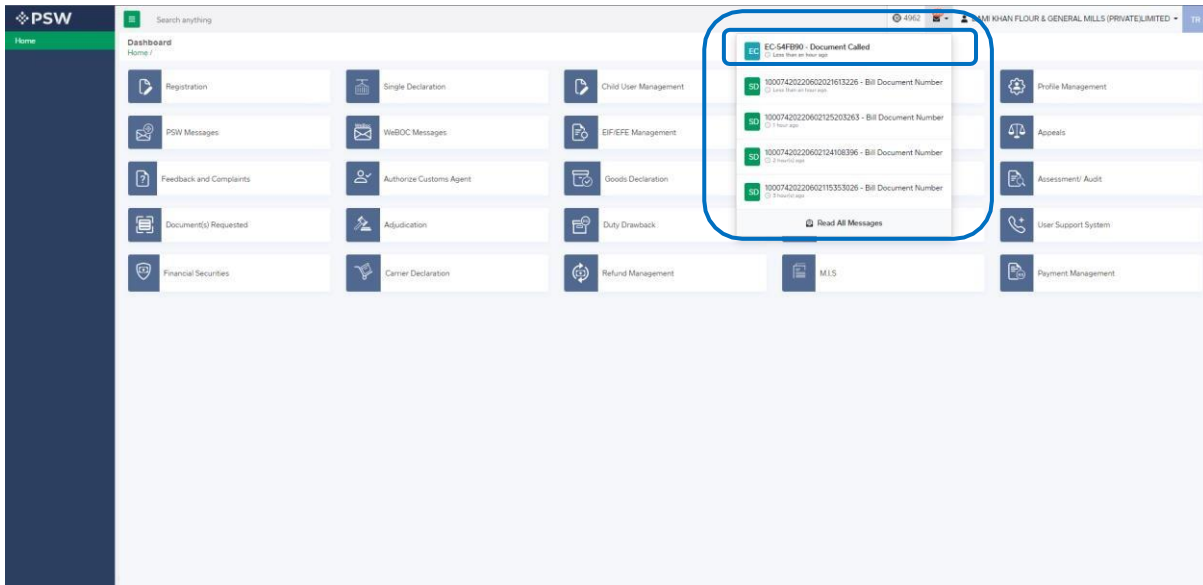


Figure 133

xi. In case, you click on 'Documents Called' tab, you will be re-directed to the inbox from where you will click on 'Upload Document.'

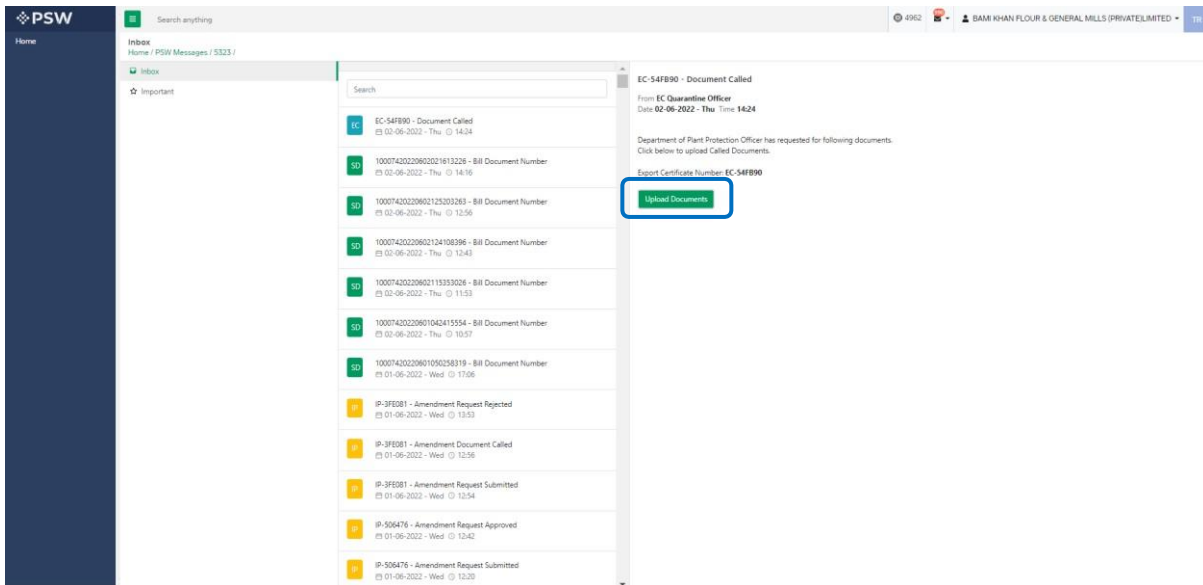


Figure 134

- xii. You will be re-directed to the 'Document Called' screen from where you will click on 'Upload Document' button.

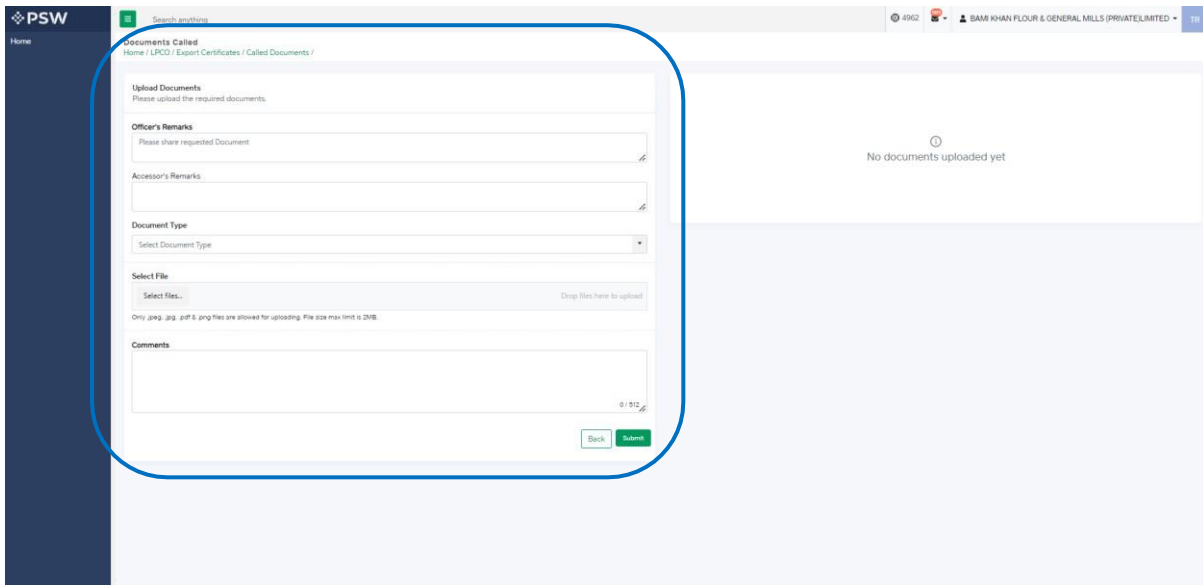


Figure 135

- xiii. You will select required document by clicking on 'Document Type'

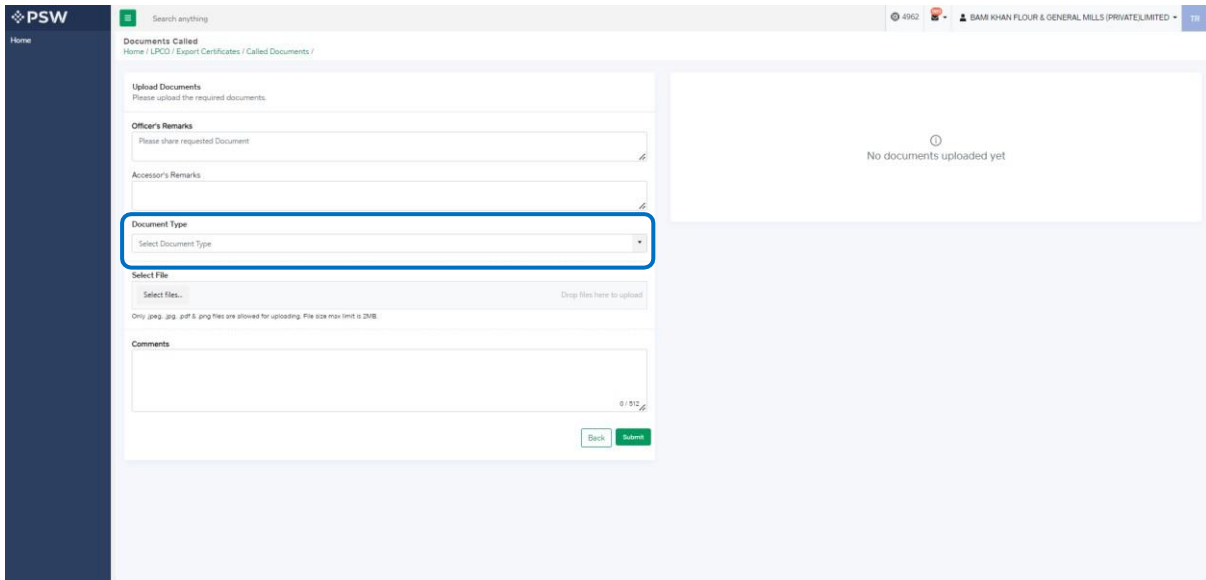


Figure 136

xiv. You will click on selected file and upload file.

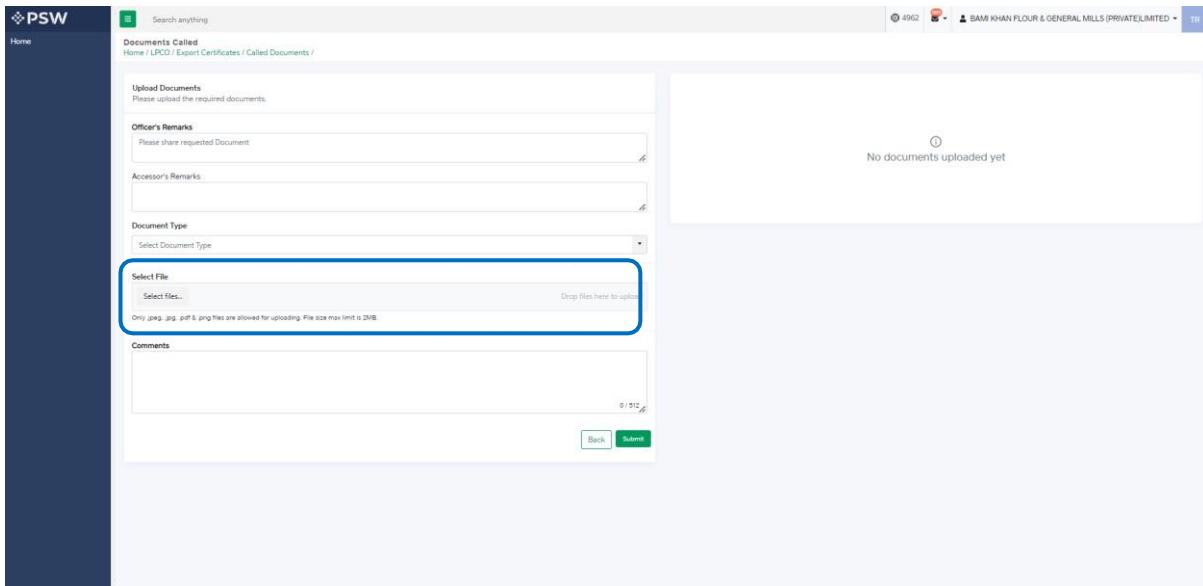


Figure 137

xv. You can review the attached document by clicking on document and click on 'Submit' button to submit document for further processing.

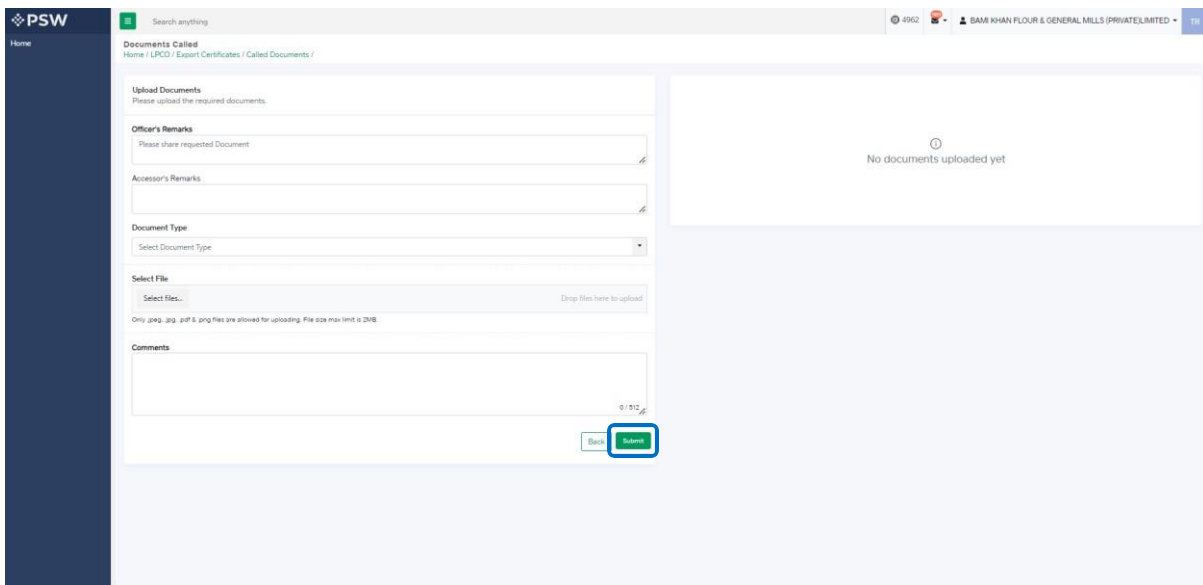


Figure 138

- xvi. Upon clicking on submit button a success pop-up will appear.

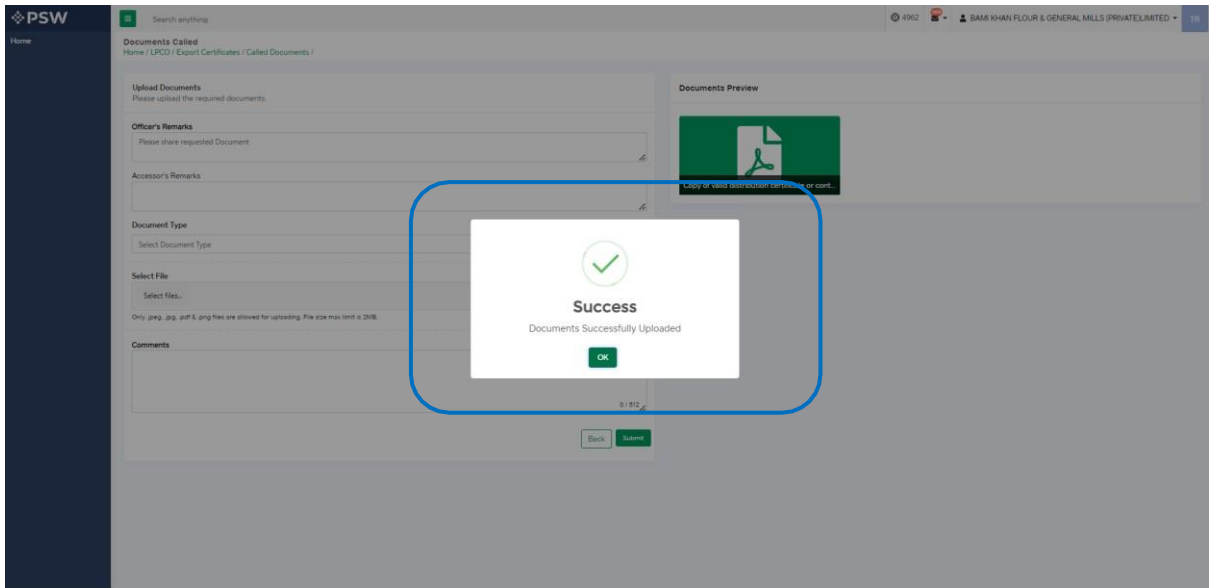


Figure 139

7.2.1. Alternate way to upload document

- iv. You can also upload document by clicking on action icon.

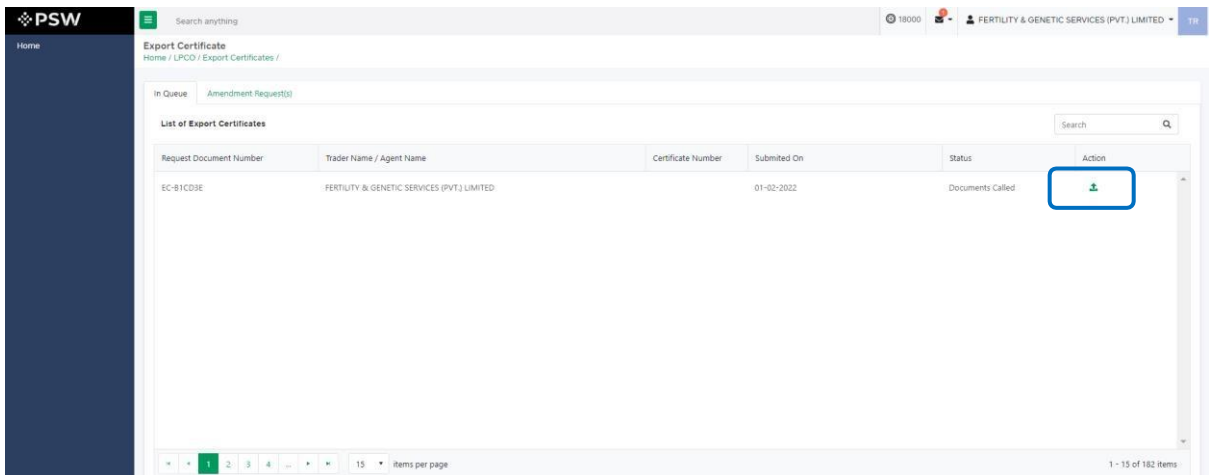


Figure 140

- v. Upon clicking on action button, you will be redirected to the ‘Document Called’ screen from where you can select document, upload file, add comments and submit document.
- vi. Same process as under 7.2. will follow.

7.2.2. Notification for Approval/Rejection of Export Permit

Approval notification

- vii. A notification will appear in your inbox notifying you about export certificate approval. You will click on the notification.

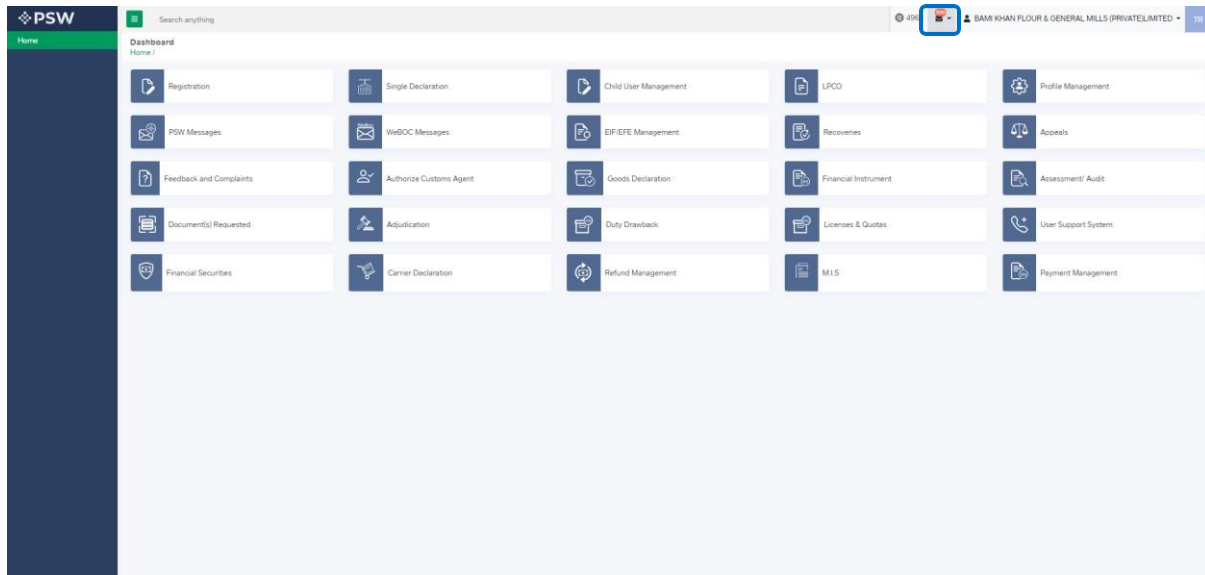


Figure 142

viii. You will click on a particular notification.

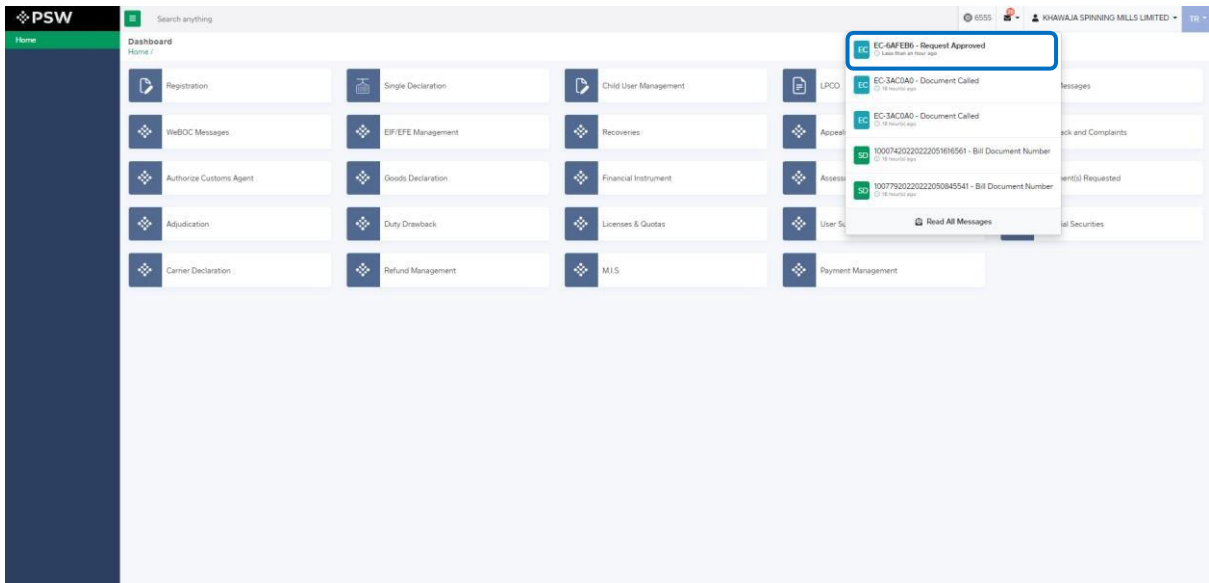


Figure 143

ix. You will be re-directed to the inbox from where you will click on 'View Export Certificate.'

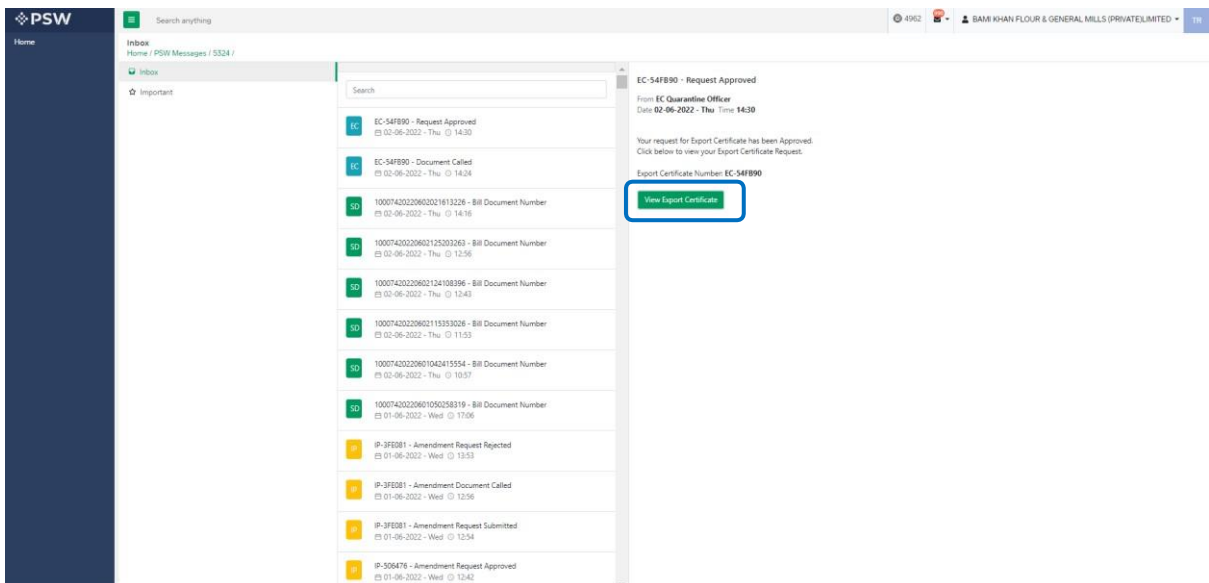


Figure 144

- x. When you will click on 'View Export Certificate' button then approved Export Certificate shall appear.

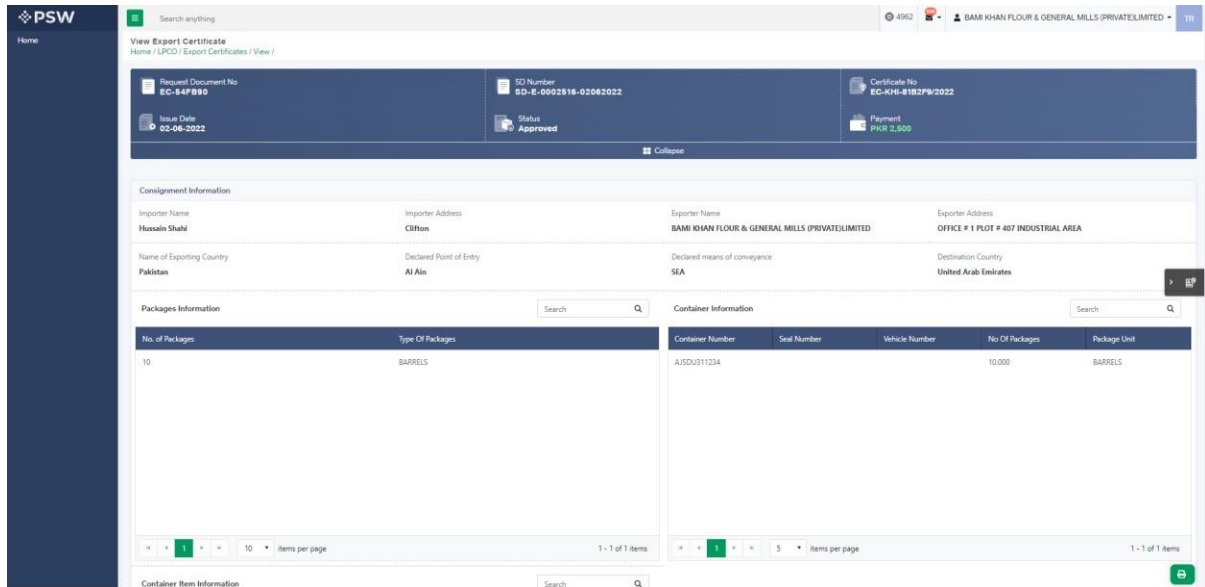


Figure 145

- xi. You can click on 'Print' button to print Export Certificate in DPP prescribed certificate.

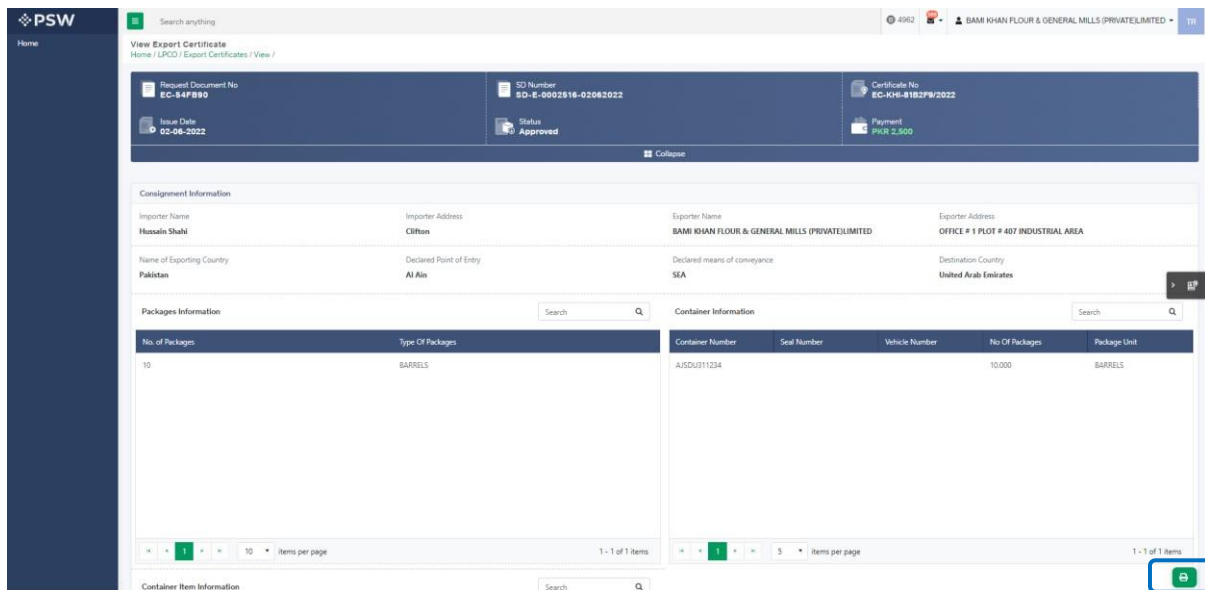


Figure 146

- xii. Upon clicking on 'print' button, a PDF file will automatically download.

 <p>Government of Pakistan Ministry of National Food Security And Research Department of Plant Protection Jinnah Avenue, Malir Halt, Karachi 75100, Pakistan Ph: +92-21-99248612-15, Fax: +92-21-99248673 E-Mail: Quarantine@plantprotection.gov.pk (Website: www.plantprotection.gov.pk)</p>		<p>DPPQ-Form-28 see rule 9(4) 96(11) and 98(9), 101</p> <p>PHYTOSANITARY CERTIFICATE FOR EXPORT</p> <p>Certificate No: EC-97837D/2021</p> 
From: Department of Plant Protection of Pakistan		To: Plant Protection Organization of Importing Country
Description of the Consignment		
1. Name and address of Exporter M/S CHANAR SUGAR MILLS LTD. 69B, Block C2, Gulberg III, Lahore Gulberg Town		2. Declared Name and address of Consignee New Light Traders Test Consignee address
3. Name of produce and quantity declared. - - - BULBS;12.0000;pieces/items		4. Botanical name of plant. test
5. Number and Description of packages 0;		6. Distinguishing marks/container no./seal no. Nil
7. Declared means of conveyance MCC Export Karachi		8. Place of Origin PAKISTAN
9. Declared Point of entry China		
CERTIFICATION		
This is to certify that the plants, plant products or other regulated articles described herein have been inspected and / or tested according to appropriate official procedures and are considered to be free from the quarantine pests specified by the importing contracting party and to conform with the current phytosanitary requirements of the importing contracting party, including those for regulated non-quarantine pests.		
Additional Declaration		
Disinfection and/or Disinfection Treatment		
10. Date. 11/18/2021 19:00:00		11. Treatment test
12. Chemical Nil		13. Duration and Temperature 12
14. Concentration. test		15. Additional Information. Nil
16. Place of issue Nil		17. Name of authorized Officer CHANAR SUGAR MILLS LIMITED
18. Stamp of Organization.		19. Signature Of Authorized Person
20. Date Issues 19-11-2021		
No financial liability with respect to this certificate shall attached to department of plant protection. Pakistan or to any of its officer or representatives.		

Figure 147

Alternate way to print approved Export Certificate

- iii. You can navigate to export Certificate grid and click on 'print' button to print approved export certificate in DPP prescribed forms.

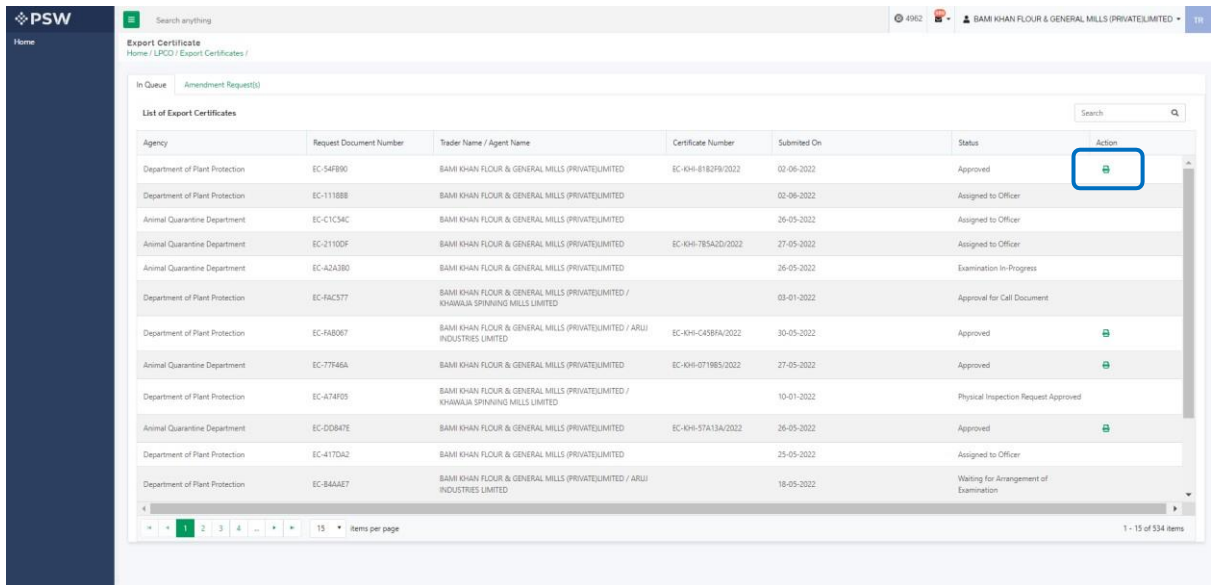


Figure 14

- iv. Upon clicking on print button, a PDF file will automatically download.

Rejection notification

- v. A notification will appear in user's inbox notifying user about export certificate rejection.

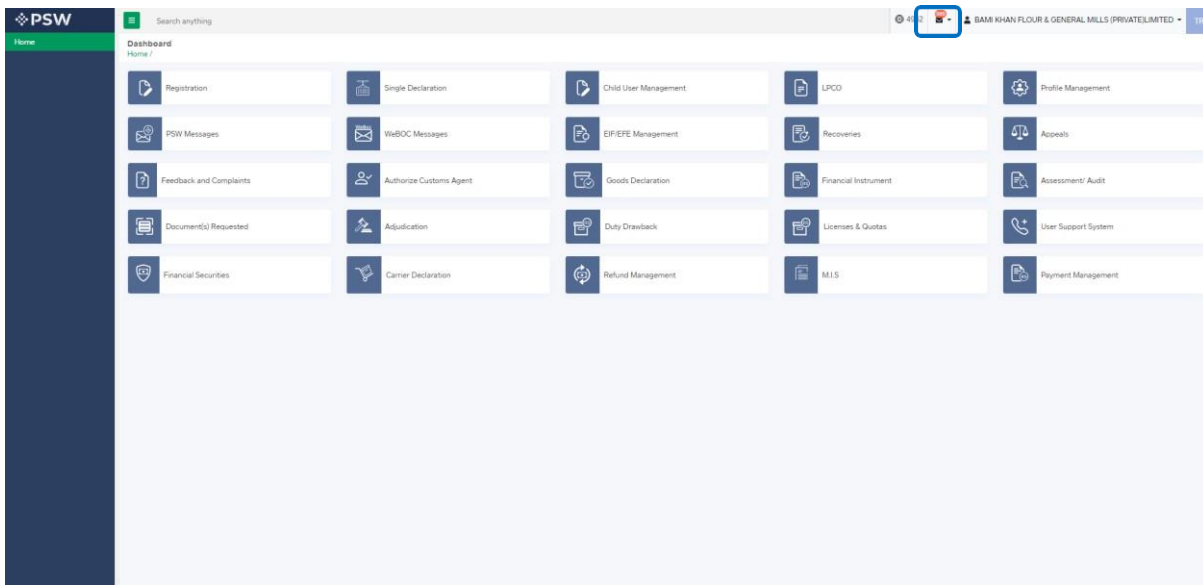


Figure 150

- vi. You will click on a particular notification

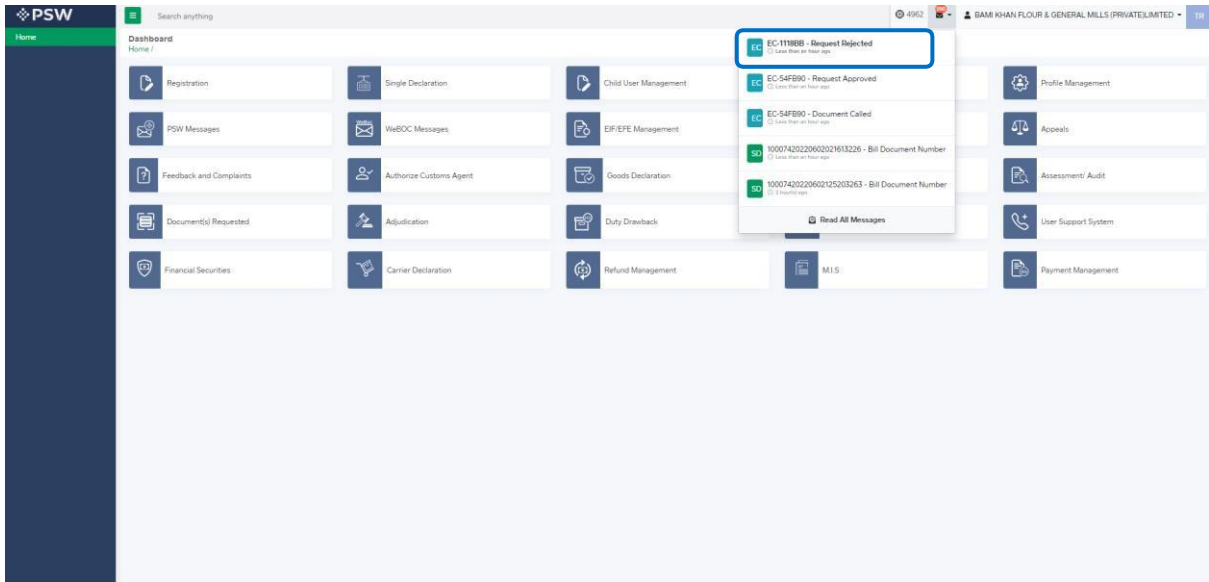


Figure 151

- vii. When You will click on 'View Export Certificate, you will be redirected to the inbox screen from where you can click on 'View Export Certificate' button to view rejected Export Certificate.

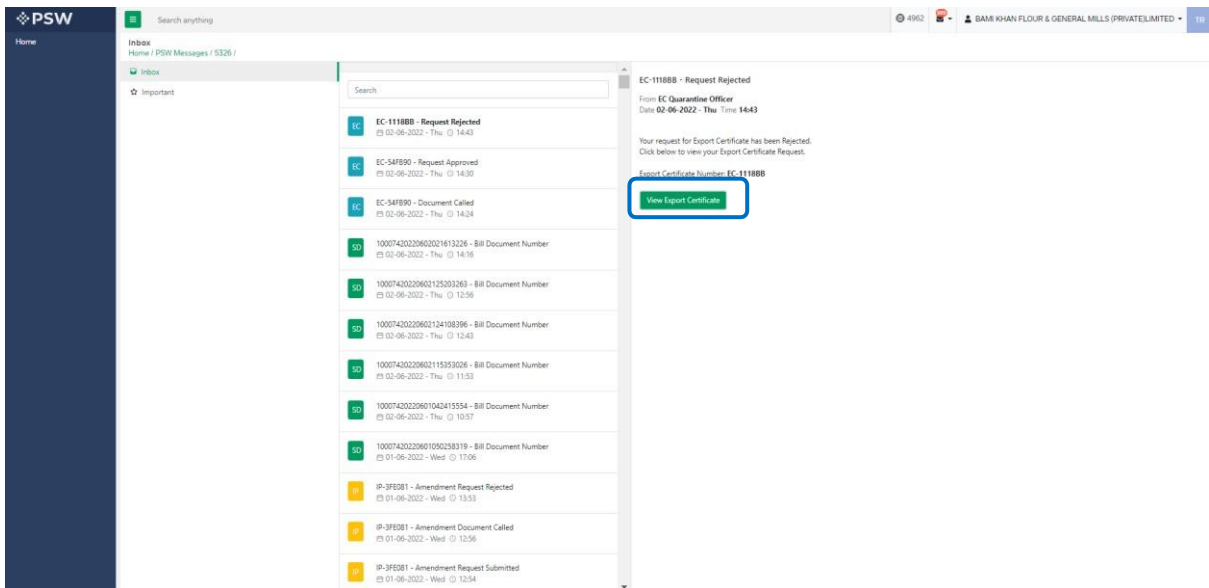


Figure 152

- viii. When you will click on View export certificate button then rejected export certificate will open where you can view officer remarks.

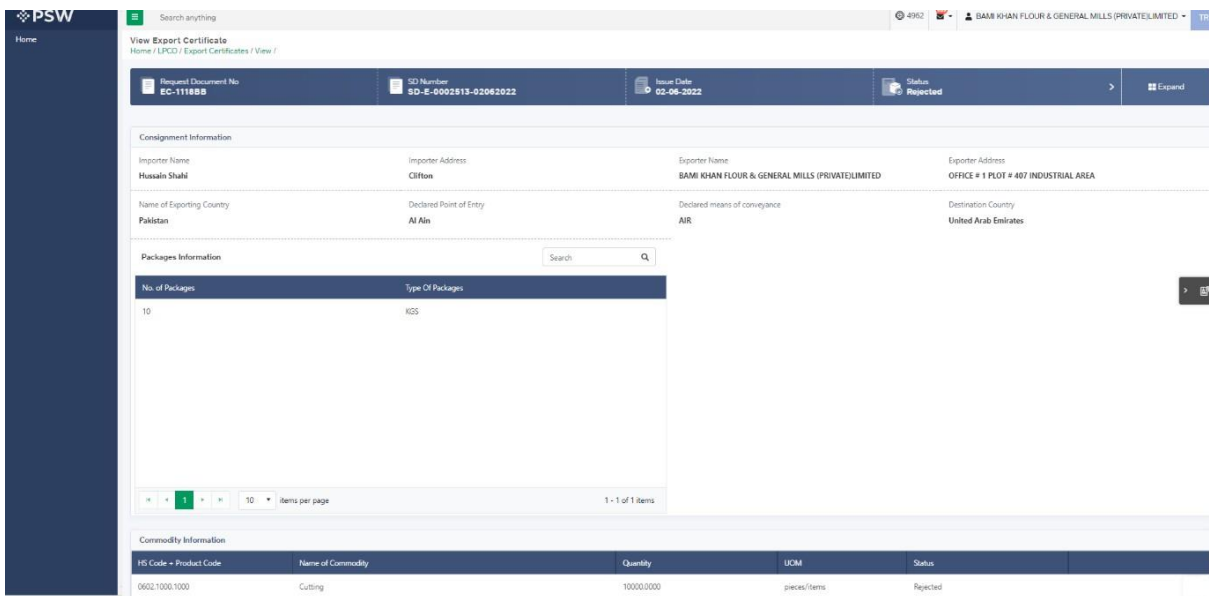


Figure 153

7.3. Notification for fumigation

Fumigation notification

- vi. A notification will appear in your inbox notifying user about the fumigation called by department.

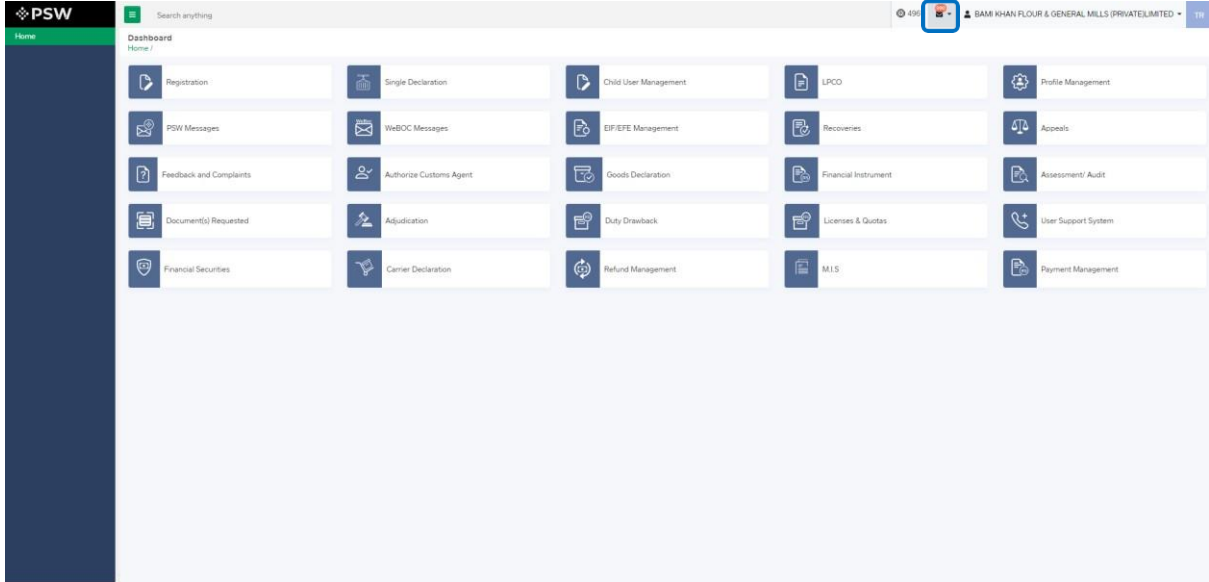


Figure 154

- vii. You will click a particular notification

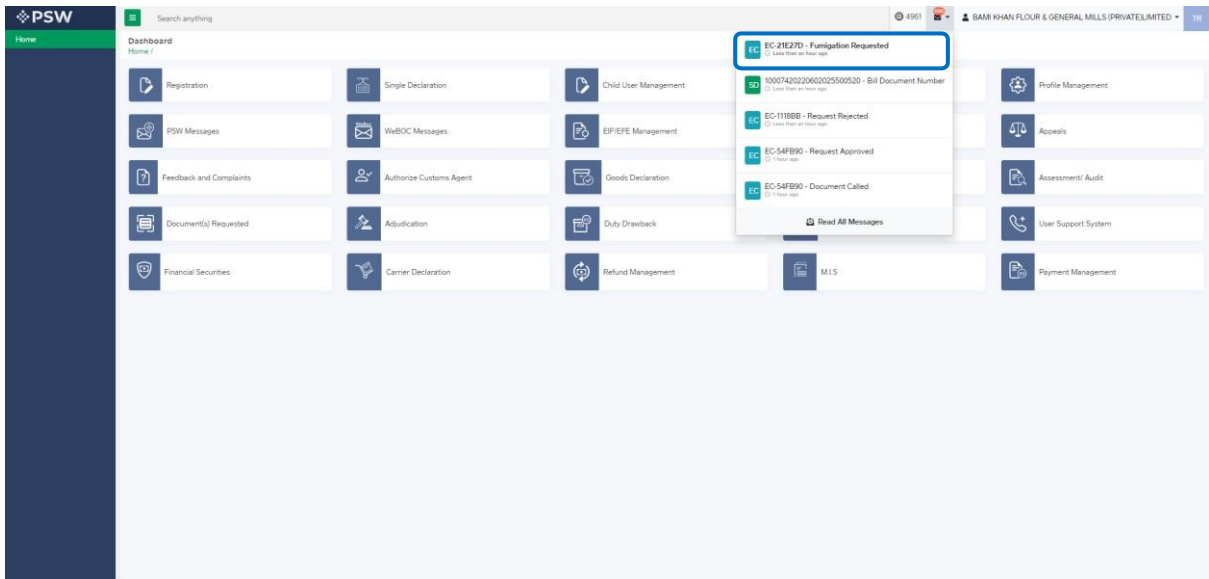


Figure 155

- viii. You will be redirected to inbox from where the You will upload fumigation report by clicking on 'Upload fumigation report' button.

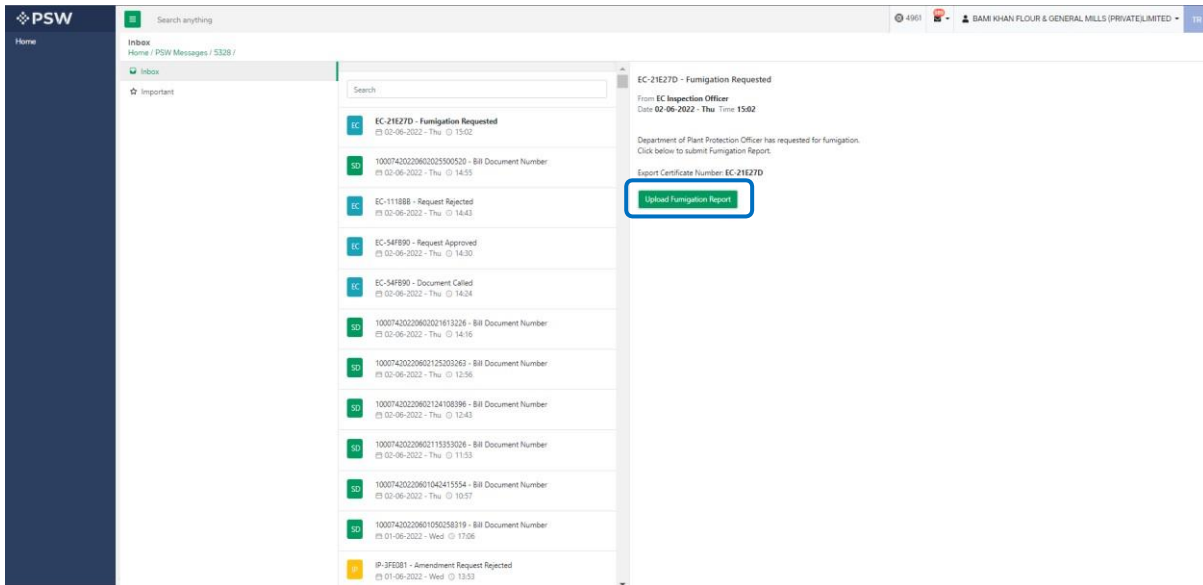


Figure 156

- ix. Upon clicking on 'Upload fumigation report' button a screen will appear on which you will select file, add comments, and clicks on 'submit' button to submit the fumigation report.

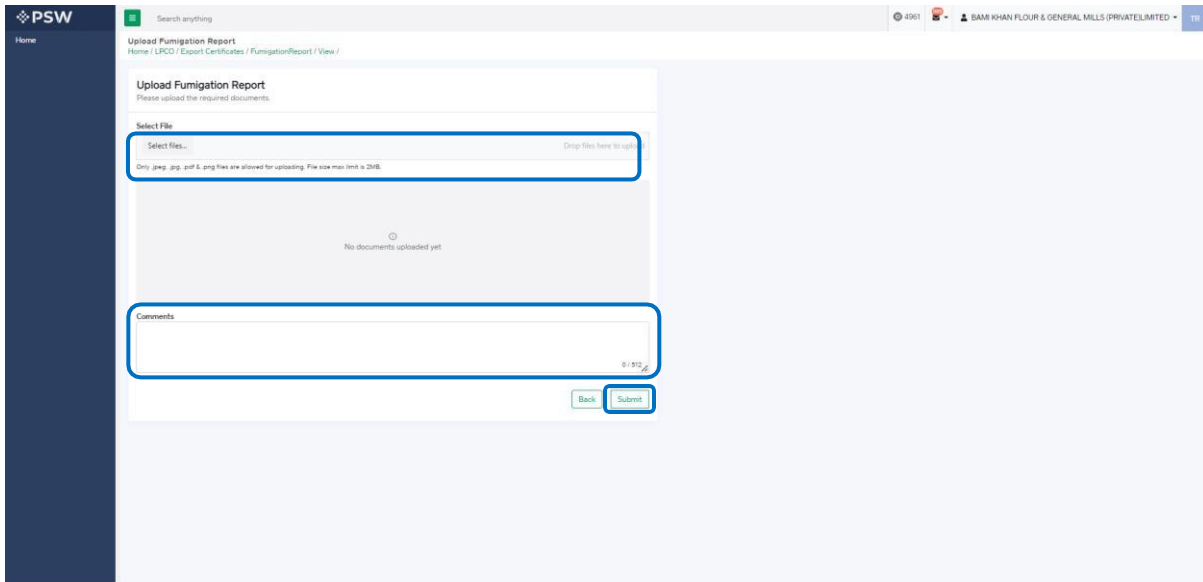


Figure 157

- x. Upon clicking on 'submit' button a pop-up will appear which will tell You about the successful submission.

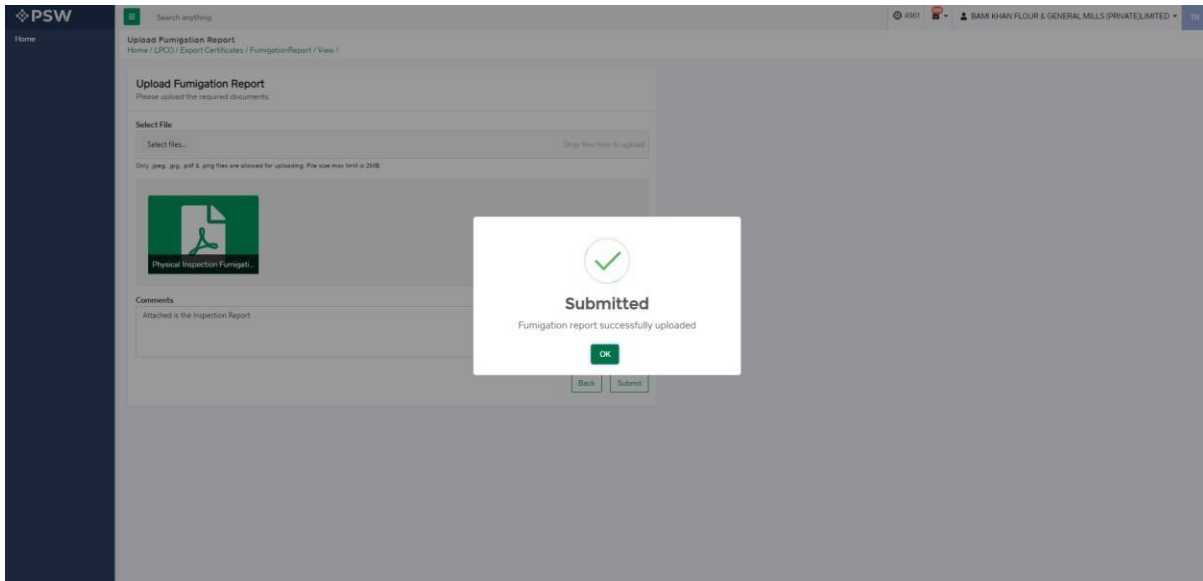


Figure 158

7.4. Export Certificate Amendment

- i. If trader/custom agent had filed an SD amendment, a notification will appear in the notification bar. You will click on notification button appearing at top right side on the window

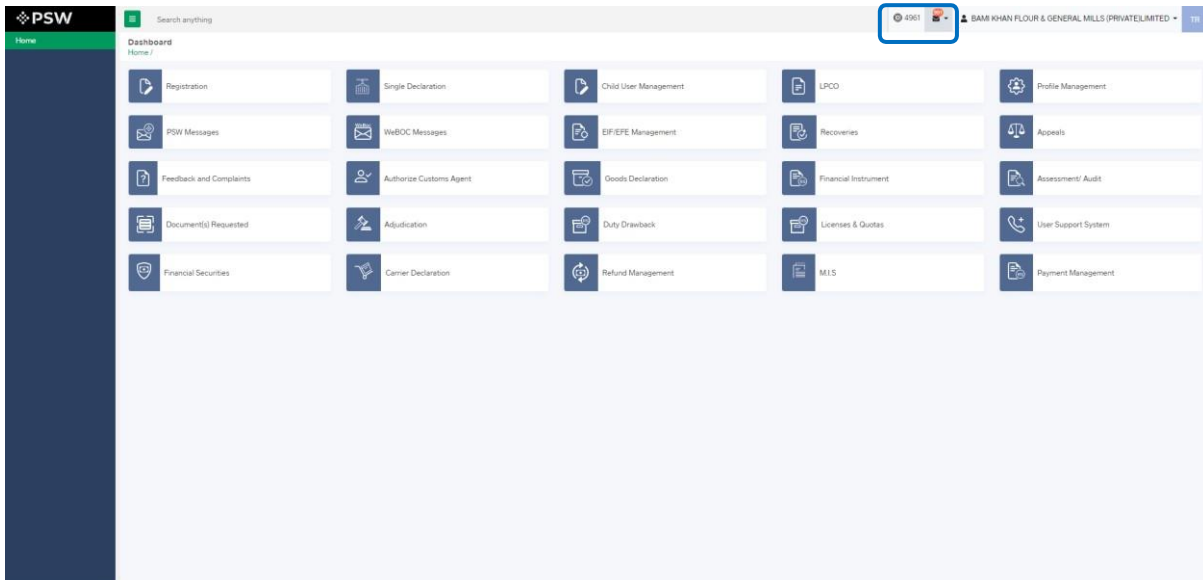


Figure 159

ii. You will click on a particular notification

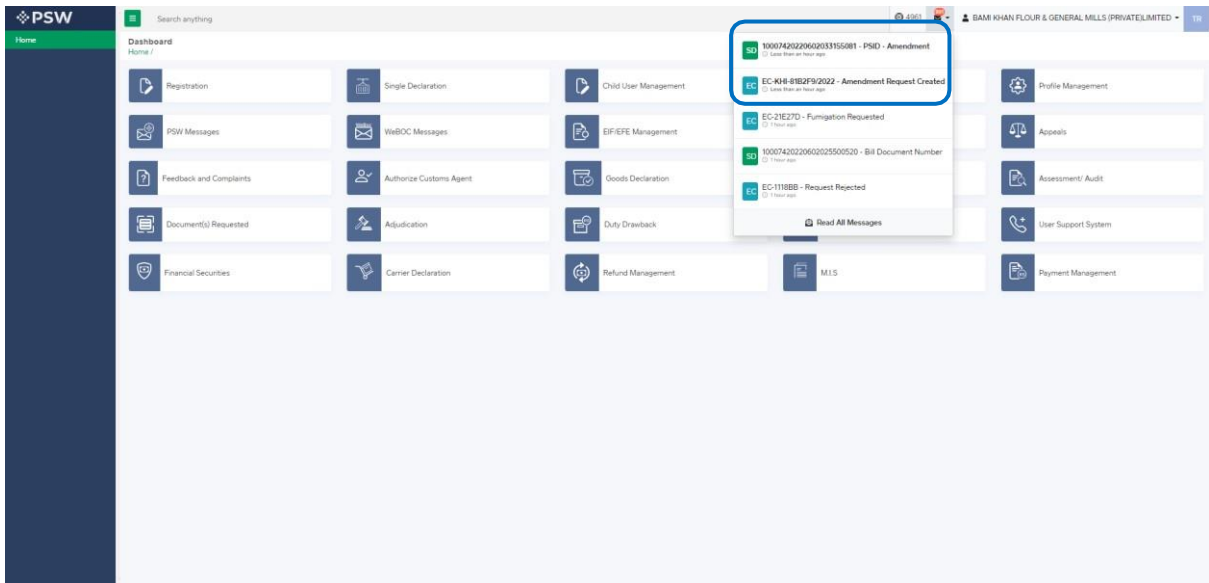


Figure 160

iii. If 'Amendment Request Created' notification is clicked, you will be re-directed to the inbox from where you will click on 'View Export Certificate.'

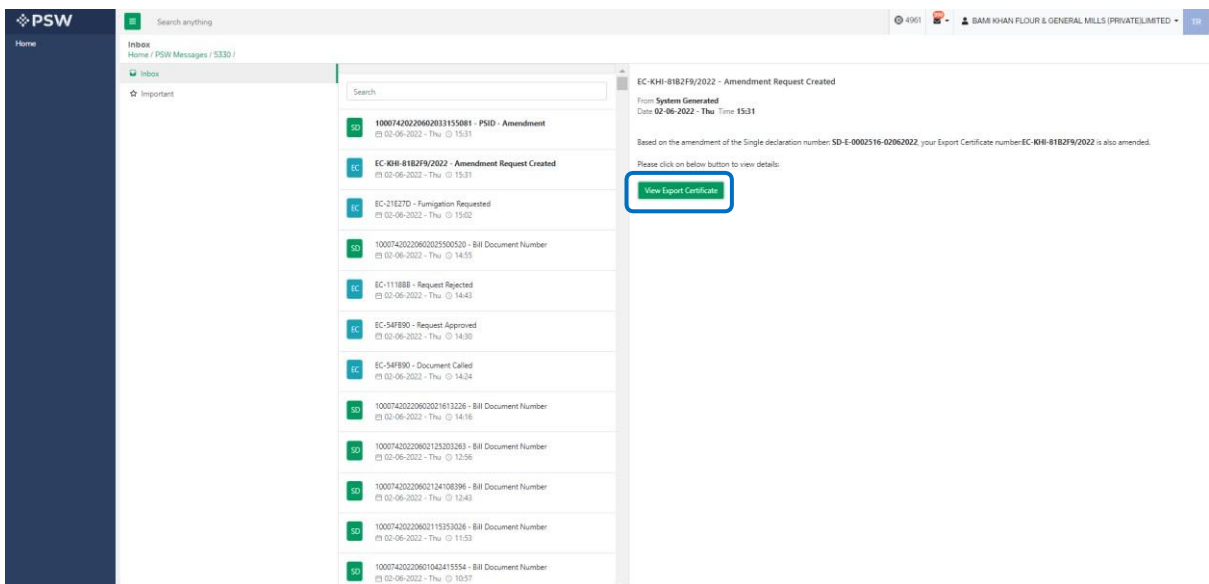


Figure 161

v. Amendment Export Certificate will appear

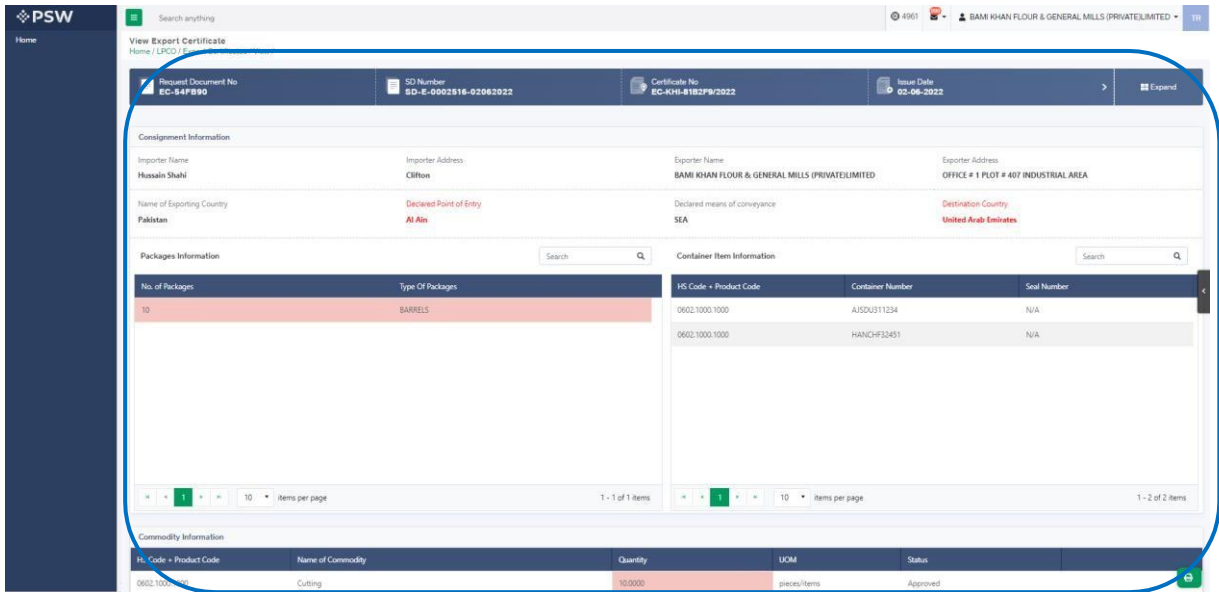


Figure 162

vi. User can view the amended field with the help of the widget available in the screen below.

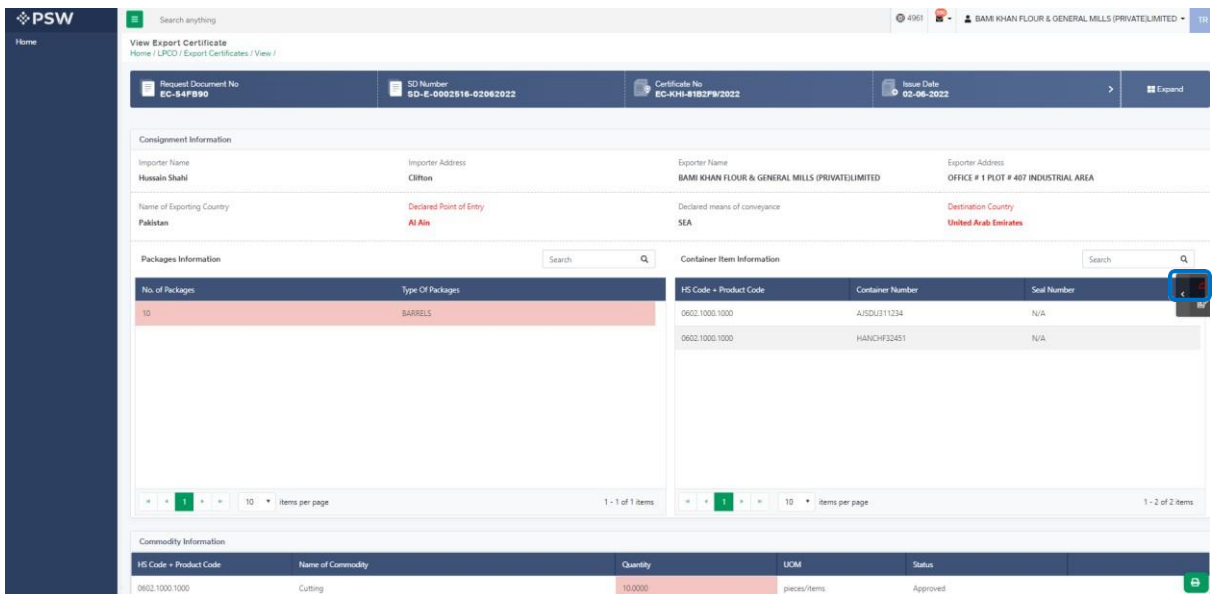


Figure 163

- vii. As the user filed an amendment against the quantity of the item and Destination Country, the quantity and the destination country highlighted in 'Red' is the previous value which was entered by the trader/custom agent while submitting the SD and the quantity and the destination country highlighted in 'Green' shows the updated quantity.

The screenshot displays the PSW interface for viewing and amending an export certificate. It is split into two main panels: 'View Export Certificate' and 'Amendment Request'.

View Export Certificate Panel:

- Request Document No:** EC-94FB90
- SD Number:** SD-E-0002516-02062022
- Certificate No:** EC-KHI-#182FB/2022
- Issue Date:** 02-06-2022
- Consignment Information:**
 - Importer Name: Husain Shahi
 - Importer Address: Clifton
 - Exporter Name: BAMI KHAN FLOUR & GENERAL MILLS (PRIVATE)LIMITED
 - Exporter Address: OFFICE # 1 PLOT # 407 INDUSTRIAL AREA
 - Name of Exporting Country: Pakistan
 - Declared Point of Entry: Al Ain
 - Declared means of conveyance: SEA
 - Destination Country: United Arab Emirates (highlighted in red)
- Packages Information:**

No. of Packages	Type Of Packages
10	BARRELS
- Commodity Information:**

HS Code + Prod...	Name of Commodity	Quantity	U. M	Status
0602.1000.1000	Cutting	10.0000	pieces/items	Approved
- Call Documents History:**
 - Requested On: 02-06-2022
 - Call Document Status: Uploaded
 - HS + Product Code: 0602.1000.1000
 - Item Description: Cutting
 - Applicant Name: BAMI KHAN FLOUR & GENERAL MILLS (PRIVATE)LIMITED
 - Uploaded On: 02-06-2022
 - Officer Name: RO-EC-IP Officer
 - Officer Comments: Please share requested Document
 - Requested on: 02-06-2022

Amendment Request Panel:

- Consignment Information:**
 - Importer Name: Husain Shahi
 - Importer Address: Clifton
 - Exporter Name: BAMI KHAN FLOUR & GENERAL MILLS (PRIVATE)LIMITED
 - Exporter Address: OFFICE # 1 PLOT # 407 INDUSTRIAL AREA
 - Name of Exporting Country: Pakistan
 - Declared Point of Entry: Easton
 - Declared means of conveyance: SEA
 - Destination Country: United States of America (highlighted in green)
- Packages Information:**

No. of Packages	Type Of Packages
5000	BALES
10	BARRELS
- Container Item Information:**

HS Code + Product Code	Container Number	Seal Number
0602.1000.1000	AJSDU911234	N/A
0602.1000.1000	HANCF32451	N/A
- Commodity Information:**

HS Code + Product...	Name of Commodity	Quantity	U. M	Status
0602.1000.1000	Cutting	5010.0000	pieces/items	Approved

Figure 164

- viii. User can also view the 'Consignment additional information' by clicking on the item in the consignment information tab.

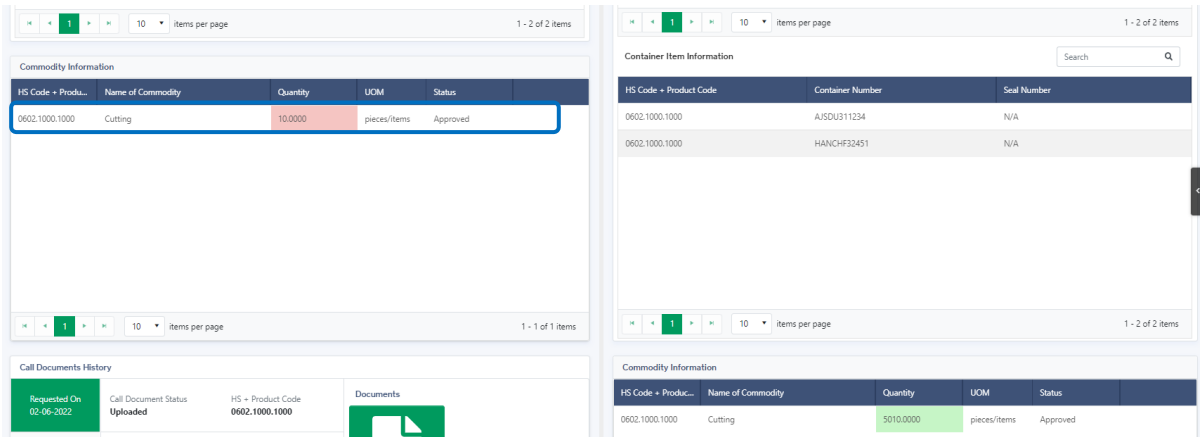


Figure 165

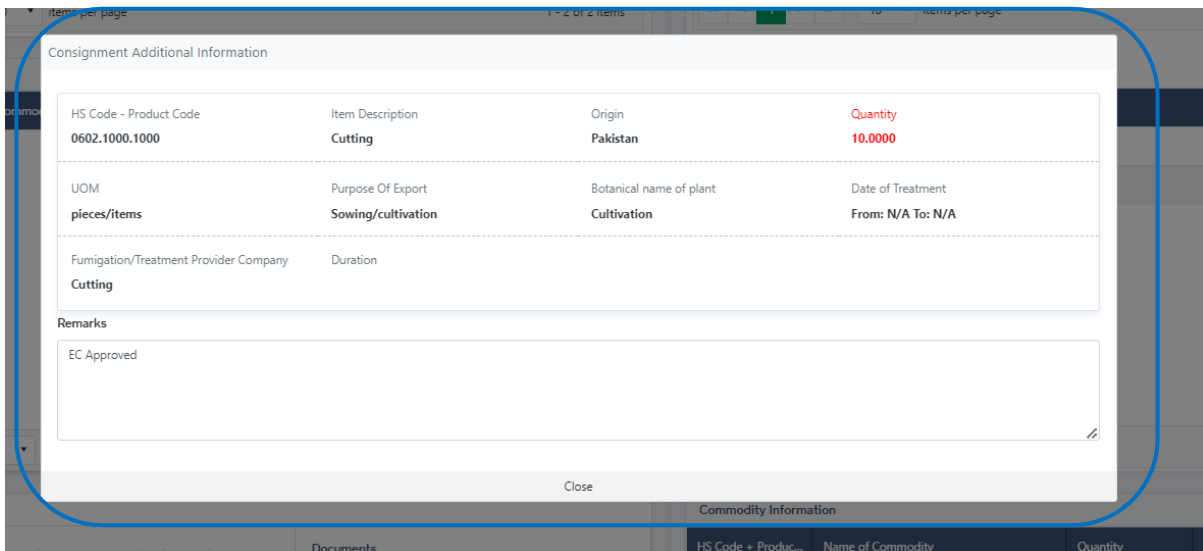


Figure 166

7.4.1. Alternate way to view Export Certificate Amendment

- i. To view the Export Certificate Amendment request, trader/custom agent will click on 'LPCO.'

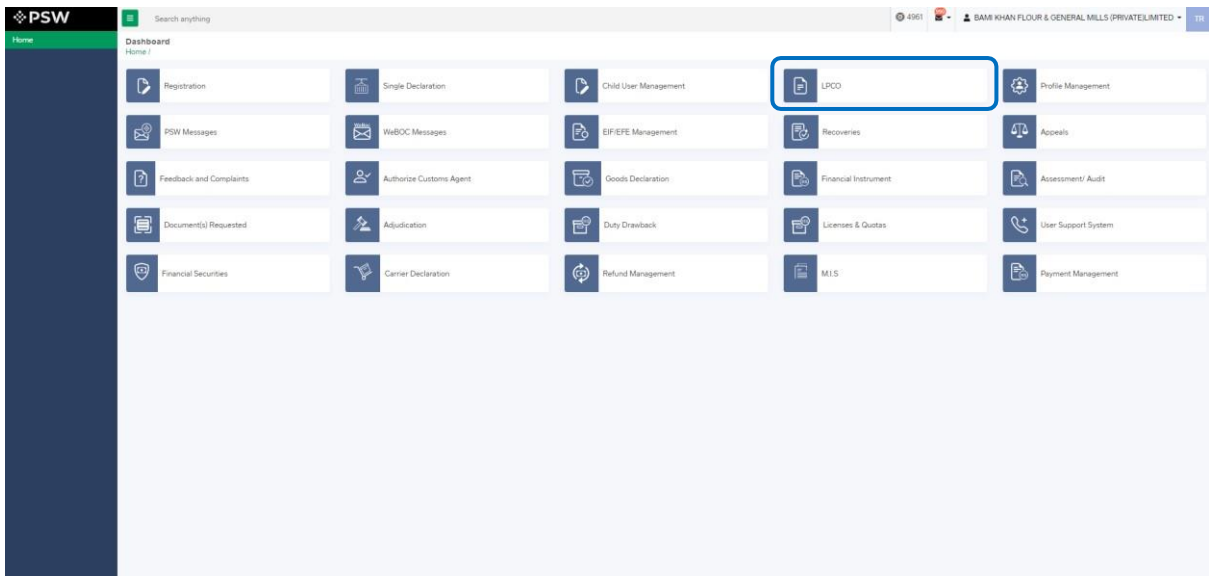


Figure 167

- ii. Trader/custom agent will click on 'Export Certificate'

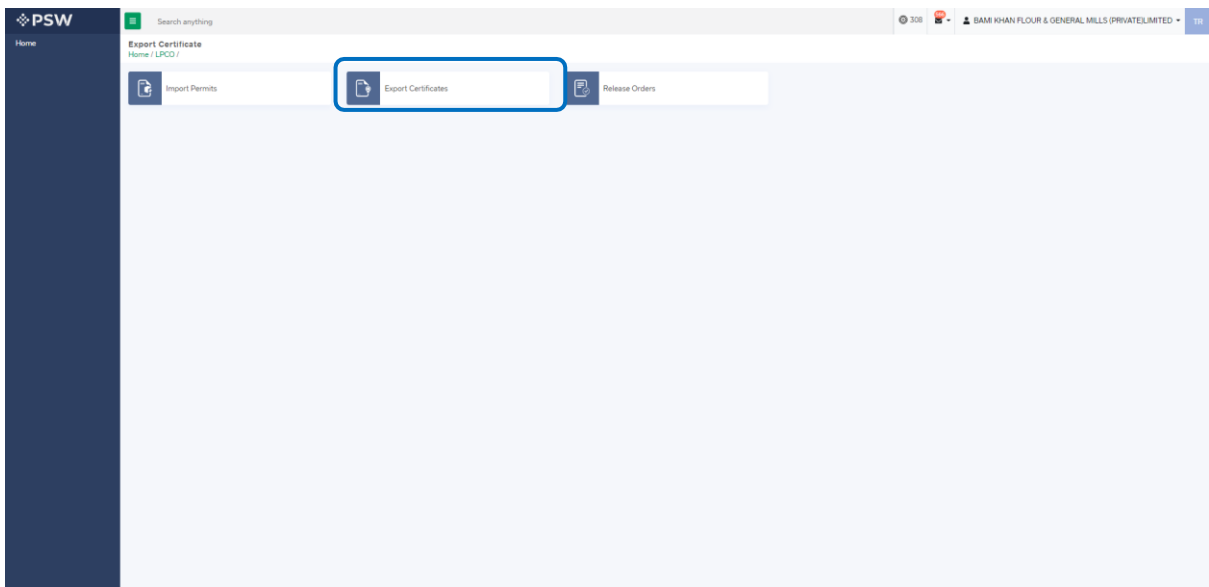


Figure 168

iii. User will click on 'Amendment Request' tab and view the list of amended Export Certificates

PSW Search anything 4961 BAMI KHAN FLOUR & GENERAL MILLS (PRIVATE)LIMITED

Export Certificate Home / LPCO / Export Certificates /

In Queue **Amendment Request(s)**

List of Export Certificates

Agency	Request Document Number	Trader Name / Agent Name	Certificate Number	Submitted On	Status	Action
Department of Plant Protection	EC-21127D	BAMI KHAN FLOUR & GENERAL MILLS (PRIVATE)LIMITED		02-06-2022	Fumigation Report Submitted	
Department of Plant Protection	EC-11188B	BAMI KHAN FLOUR & GENERAL MILLS (PRIVATE)LIMITED		02-06-2022	Rejected	
Department of Plant Protection	EC-54F890	BAMI KHAN FLOUR & GENERAL MILLS (PRIVATE)LIMITED	EC-KH-818279/2022	02-06-2022	Approved	
Animal Quarantine Department	EC-C1C54C	BAMI KHAN FLOUR & GENERAL MILLS (PRIVATE)LIMITED		26-05-2022	Assigned to Officer	
Animal Quarantine Department	EC-21100F	BAMI KHAN FLOUR & GENERAL MILLS (PRIVATE)LIMITED	EC-KH-785A2D/2022	27-05-2022	Assigned to Officer	
Animal Quarantine Department	EC-A2A380	BAMI KHAN FLOUR & GENERAL MILLS (PRIVATE)LIMITED		26-05-2022	Examination In-Progress	
Department of Plant Protection	EC-FA3C377	BAMI KHAN FLOUR & GENERAL MILLS (PRIVATE)LIMITED / KHAWAJA SPINNING MILLS LIMITED		03-01-2022	Approval for Call Document	
Department of Plant Protection	EC-1A8067	BAMI KHAN FLOUR & GENERAL MILLS (PRIVATE)LIMITED / ARJUI INDUSTRIES LIMITED	EC-KH-C45B7A/2022	30-05-2022	Approved	
Animal Quarantine Department	EC-7746A	BAMI KHAN FLOUR & GENERAL MILLS (PRIVATE)LIMITED	EC-KH-071985/2022	27-05-2022	Approved	
Department of Plant Protection	EC-A74P05	BAMI KHAN FLOUR & GENERAL MILLS (PRIVATE)LIMITED / KHAWAJA SPINNING MILLS LIMITED		10-01-2022	Physical Inspector Request Approved	
Animal Quarantine Department	EC-00647E	BAMI KHAN FLOUR & GENERAL MILLS (PRIVATE)LIMITED	EC-KH-57A13A/2022	26-05-2022	Approved	
Department of Plant Protection	EC-417D42	BAMI KHAN FLOUR & GENERAL MILLS (PRIVATE)LIMITED		25-05-2022	Assigned to Officer	

1 - 15 of 533 items

Figure 169

iv. Following screens shows the list of amendment request along with the 'status' column. Trader/custom agent will click on the desired Export Certificate.

PSW Search anything 4961 BAMI KHAN FLOUR & GENERAL MILLS (PRIVATE)LIMITED

Export Certificate Home / LPCO / Export Certificates /

In Queue **Amendment Request(s)**

List of Amendment Requests

Agency	Request Document Number	Trader Name / Agent Name	Certificate Number	Submitted On	Status
Department of Plant Protection	EC-54F890	BAMI KHAN FLOUR & GENERAL MILLS (PRIVATE)LIMITED	EC-KH-818279/2022	02-06-2022	Approved
Animal Quarantine Department	EC-7746A	BAMI KHAN FLOUR & GENERAL MILLS (PRIVATE)LIMITED	EC-KH-071985/2022	27-05-2022	Pending
Department of Plant Protection	EC-03090E	BAMI KHAN FLOUR & GENERAL MILLS (PRIVATE)LIMITED	EC-KH-818571/2022	09-05-2022	Payment Awaited
Department of Plant Protection	EC-046F8F	BAMI KHAN FLOUR & GENERAL MILLS (PRIVATE)LIMITED	EC-KH-C14450/2022	10-05-2022	Payment Awaited
Department of Plant Protection	EC-C73468	BAMI KHAN FLOUR & GENERAL MILLS (PRIVATE)LIMITED	EC-KH-OCCA18/2022	04-04-2022	Payment Awaited
Department of Plant Protection	EC-403EAA	BAMI KHAN FLOUR & GENERAL MILLS (PRIVATE)LIMITED	EC-UHR-7D7405/2022	01-04-2022	Rejected
Department of Plant Protection	EC-4A8D17	BAMI KHAN FLOUR & GENERAL MILLS (PRIVATE)LIMITED	EC-UHR-5480C3/2022	01-04-2022	Rejected
Department of Plant Protection	EC-78D4F8	BAMI KHAN FLOUR & GENERAL MILLS (PRIVATE)LIMITED	EC-KH-16CD98/2022	25-03-2022	Payment Received
Department of Plant Protection	EC-08CCD0	BAMI KHAN FLOUR & GENERAL MILLS (PRIVATE)LIMITED	EC-5F81C3/2022	17-03-2022	Payment Awaited
Department of Plant Protection	EC-CCE197	BAMI KHAN FLOUR & GENERAL MILLS (PRIVATE)LIMITED / MUHAMMAD ISMAIL	EC-2D3FC9/2022	29-03-2022	Payment Awaited
Department of Plant Protection	EC-32F7F2	BAMI KHAN FLOUR & GENERAL MILLS (PRIVATE)LIMITED	EC-089229/2022	03-03-2022	Payment Received
Department of Plant Protection	EC-49F280	BAMI KHAN FLOUR & GENERAL MILLS (PRIVATE)LIMITED	EC-1C20EC/2022	02-03-2022	Payment Received
Department of Plant Protection	EC-908FC2	BAMI KHAN FLOUR & GENERAL MILLS (PRIVATE)LIMITED	EC-45F8EC/2022	01-03-2022	Pending
Department of Plant Protection	EC-147328	BAMI KHAN FLOUR & GENERAL MILLS (PRIVATE)LIMITED	EC-7DB878/2022	24-02-2022	Payment Awaited

1 - 15 of 30 items

Figure 170

- v. 'View Export Certificate' screen will open where the trader/custom agent will view the details of the Export Certificate.

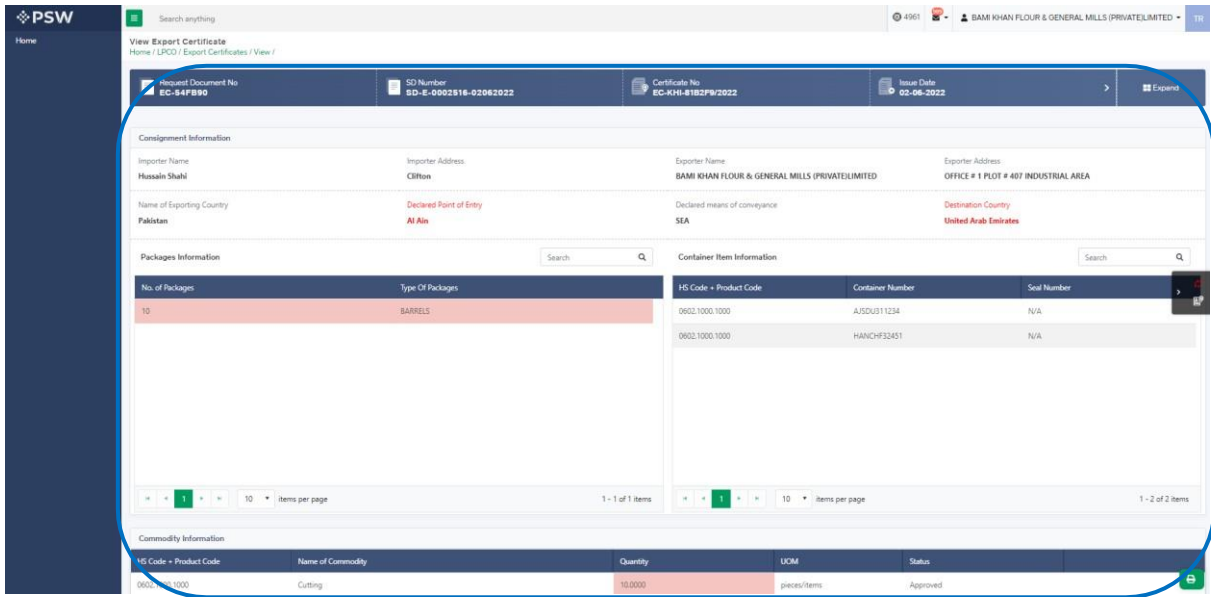


Figure 171

- vi. User can view the amended field with the help of the widget available in the screen below.

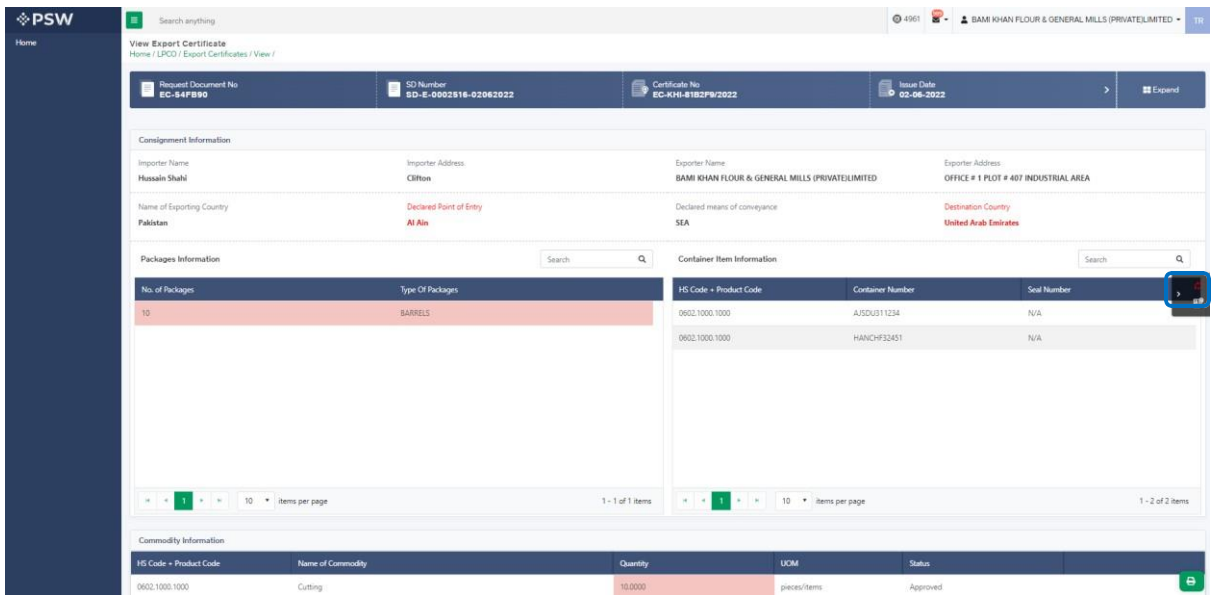


Figure 172

- vii. As the user filed an amendment against the quantity of the item, the quantity highlighted in 'Red' is the previous value which was entered by the trader/custom agent while submitting the SD and the quantity highlighted in 'Green' shows the updated quantity.

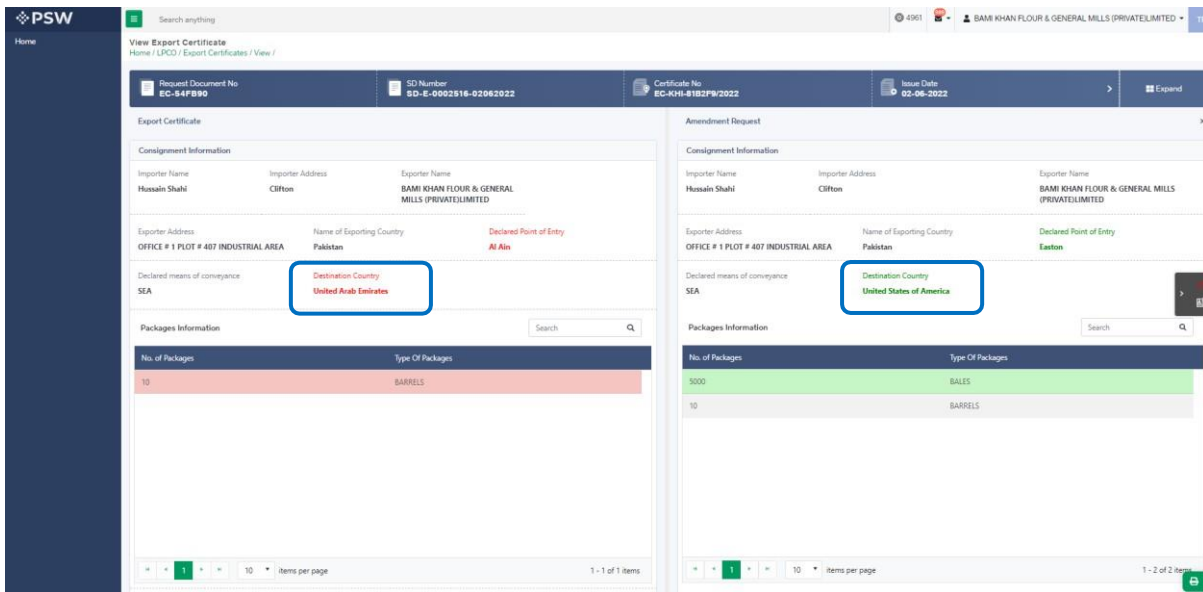


Figure 173

- viii. User can also view the 'Consignment additional information' by clicking on the item in the consignment information tab.

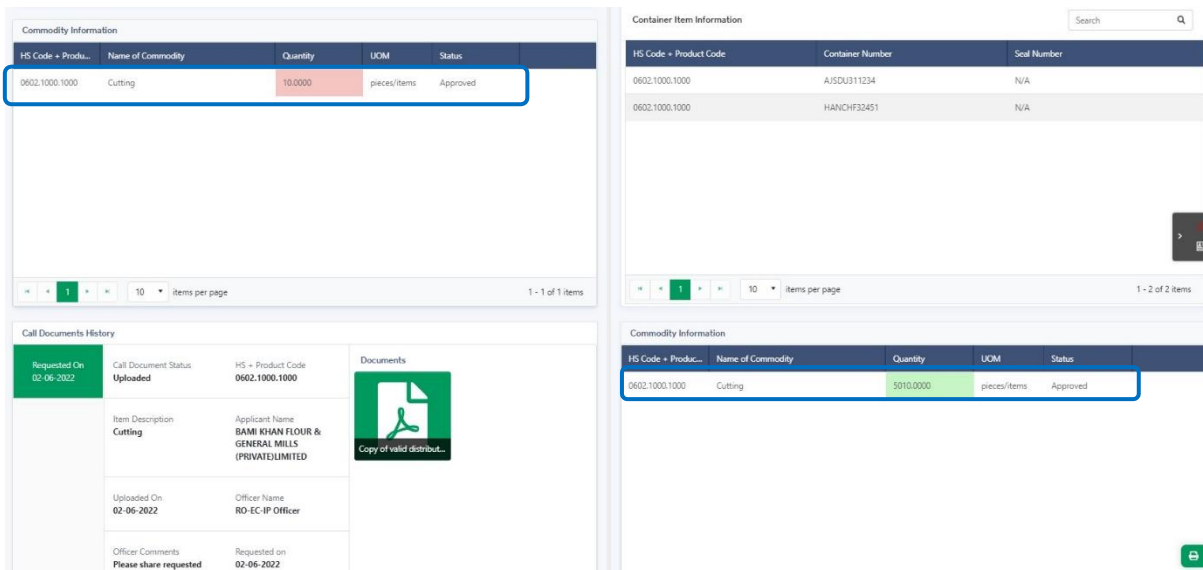


Figure 174

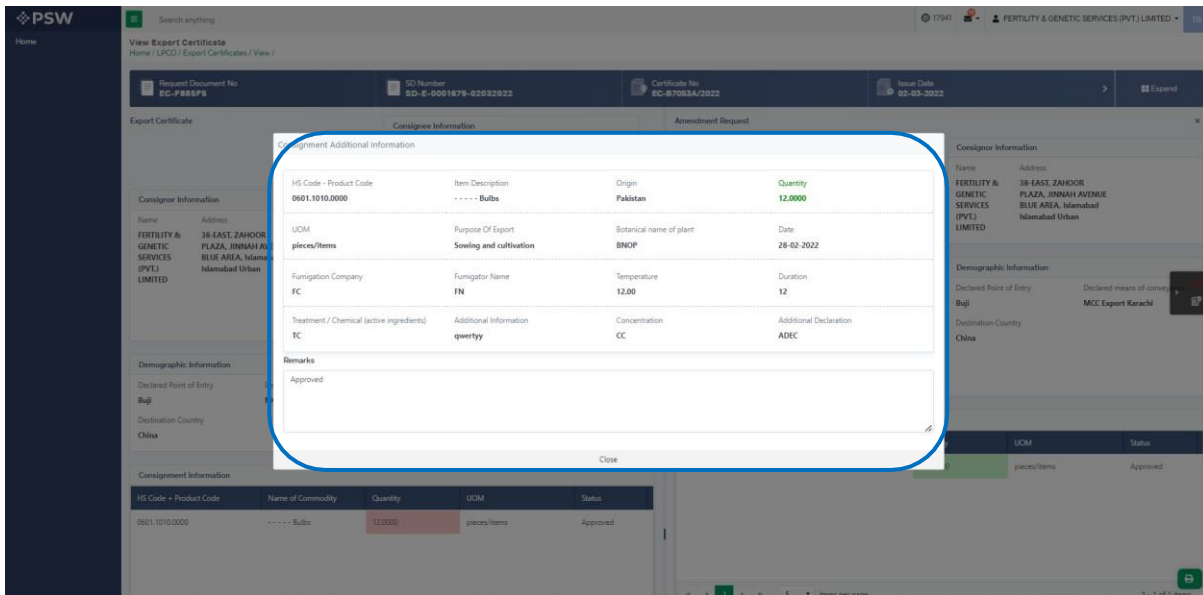


Figure 175

7.5. Notification for Amendment Approval/Rejection of Export Permit

Single Declaration Amendment

- i. After submitting the single declaration, you will have the provision to amend the declaration before consignment is in 'gate-in' state. As you have requested for the declaration amendment, a PSID will be generated against which amendment fees will be required. Before paying the amendment fees you can view the amendment request.

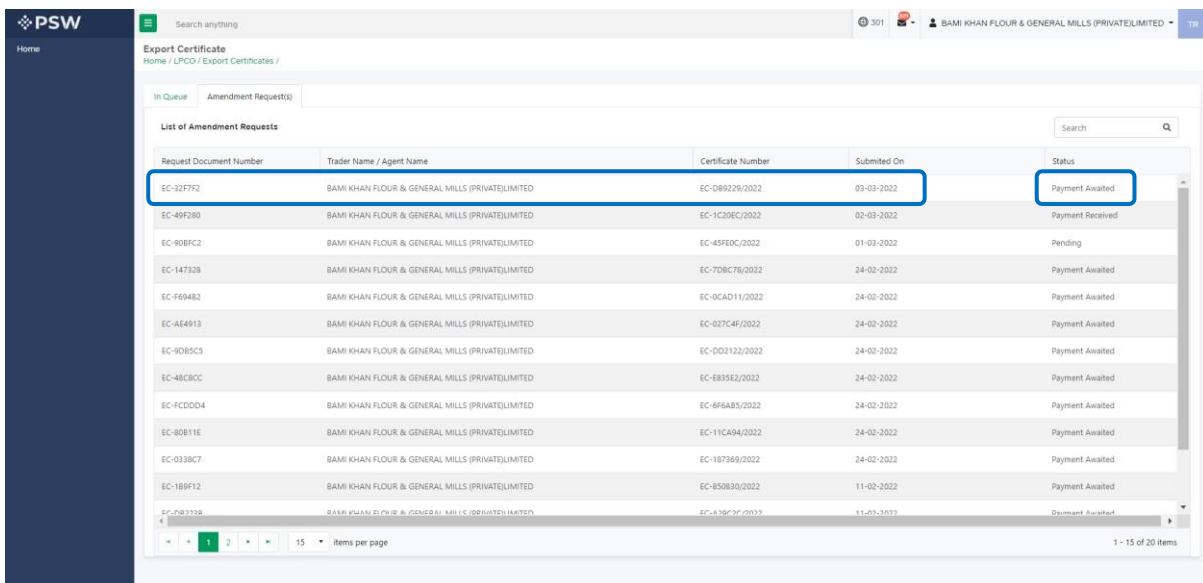


Figure 176

The screenshot displays the 'View Export Certificate' interface. At the top, it shows the Request Document No (EC-84FB90), SD Number (SD-E-0002816-02062022), Certificate No (EC-KHI-8182F9/2022), and Issue Date (02-06-2022). The Consignment Information section includes Importer Name (Hussain Shahi), Importer Address (Clifton), Exporter Name (BAMI KHAN FLOUR & GENERAL MILLS (PRIVATE)LIMITED), and Exporter Address (OFFICE # 1 PLOT # 407 INDUSTRIAL AREA). It also lists the Name of Exporting Country (Pakistan), Declared Point of Entry (At Ain), Declared means of conveyance (SEA), and Destination Country (United Arab Emirates). Below this, there are two tables: 'Packages Information' showing 10 Barrels and 'Container Item Information' showing two containers (AJSOU11234 and HANCF32451). The Commodity Information table at the bottom shows HS Code 0802.1000.1000, Name of Commodity (Cutting), Quantity (10,000), UOM (pieces/items), and Status (Approved).

Figure 177

- ii. As soon as you will pay the fees the fees the 'status' column will be changed to 'Payment received.' After payment of fees the amendment request will be assigned to the Entomologist Officer. Officer shall approve/reject the amendment request after conducting analysis.

The screenshot shows the 'Export Certificate' page with a 'List of Amendment Requests' table. The table has columns for Request Document Number, Trader Name / Agent Name, Certificate Number, Submitted On, and Status. The first row is highlighted with a blue box, showing Request Document Number EC-3277F2, Trader Name BAMI KHAN FLOUR & GENERAL MILLS (PRIVATE)LIMITED, Certificate Number EC-089229/2022, Submitted On 03-03-2022, and Status Payment Received. Other rows show various amendment requests with statuses like Payment Received, Pending, and Payment Awaited.

Figure 178

- iii. You will not have the provision to print the Export Certificate until the amendment request has been approved or rejected by the Entomologist Officer. If the Entomologist approves the amendment request, you can print the updated Export Certificate by clicking the 'Print' icon.

The screenshot shows the 'View Export Certificate' interface. At the top, there are fields for Request Document No (EC-84FB90), SD Number (SD-E-0002516-02062022), Certificate No (EC-KHI-81B2F9/2022), and Issue Date (02-06-2022). Below this is the 'Consignment Information' section with fields for Importer Name (Hussain Shahi), Importer Address (Clifton), Exporter Name (BAMI KHAN FLOUR & GENERAL MILLS (PRIVATE)LIMITED), and Exporter Address (OFFICE # 1 PLOT # 407 INDUSTRIAL AREA). The 'Name of Exporting Country' is Pakistan, and the 'Declared Point of Entry' is Al Ain. The 'Declared means of conveyance' is SEA, and the 'Destination Country' is United Arab Emirates.

The 'Packages Information' table shows 10 packages of type BARRELS. The 'Container Item Information' table shows two items with HS Code 0602.1000.1000, Container Number AJSOU311234 and HANCF32451, and Seal Number N/A. A 'Print' icon is visible in the top right corner of the container item table.

The 'Commodity Information' table shows HS Code 0602.1000.1000, Name of Commodity Cutting, Quantity 10.0000, UCM pieces/items, and Status Approved. A 'Print' icon is visible in the bottom right corner of the commodity information table.

Figure 179

This screenshot is identical to Figure 179, showing the same 'View Export Certificate' interface. The 'Print' icon in the top right corner of the container item table is highlighted with a red box.

Figure 180

- iv. If the Entomologist Officer have rejected the amendment request, you print the old export certificate by clicking on the 'print' icon.

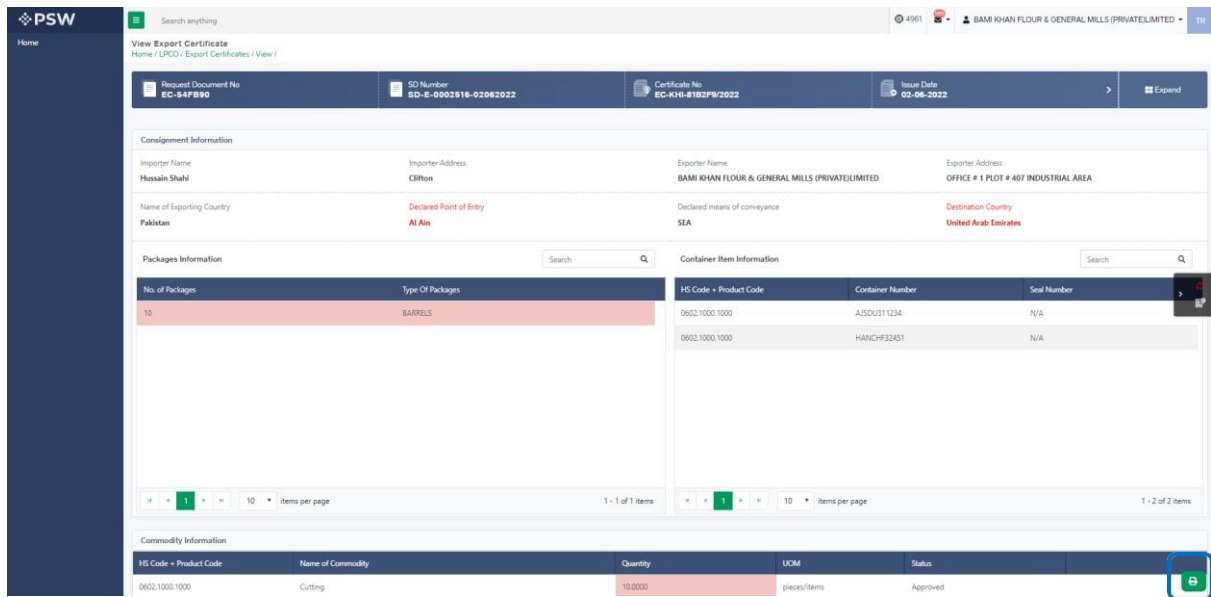


Figure 181

View of Amendment Export Certificate

- i. A notification will appear in your inbox notifying you about amendment export certificate approval. You will click on the notification.

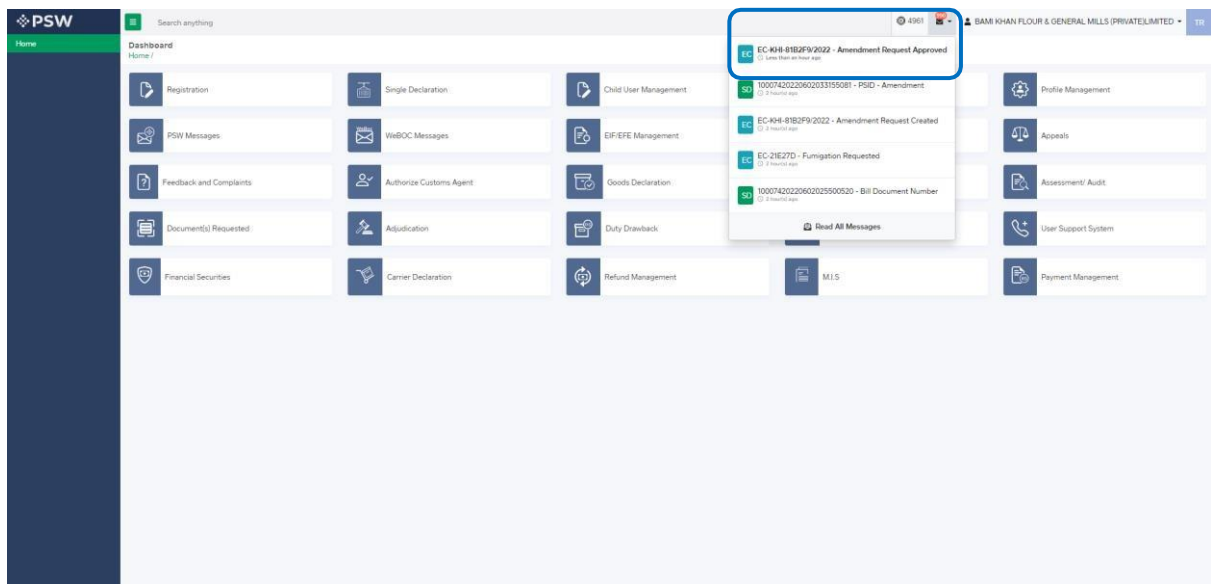


Figure 182

ii. You will click on a particular notification.

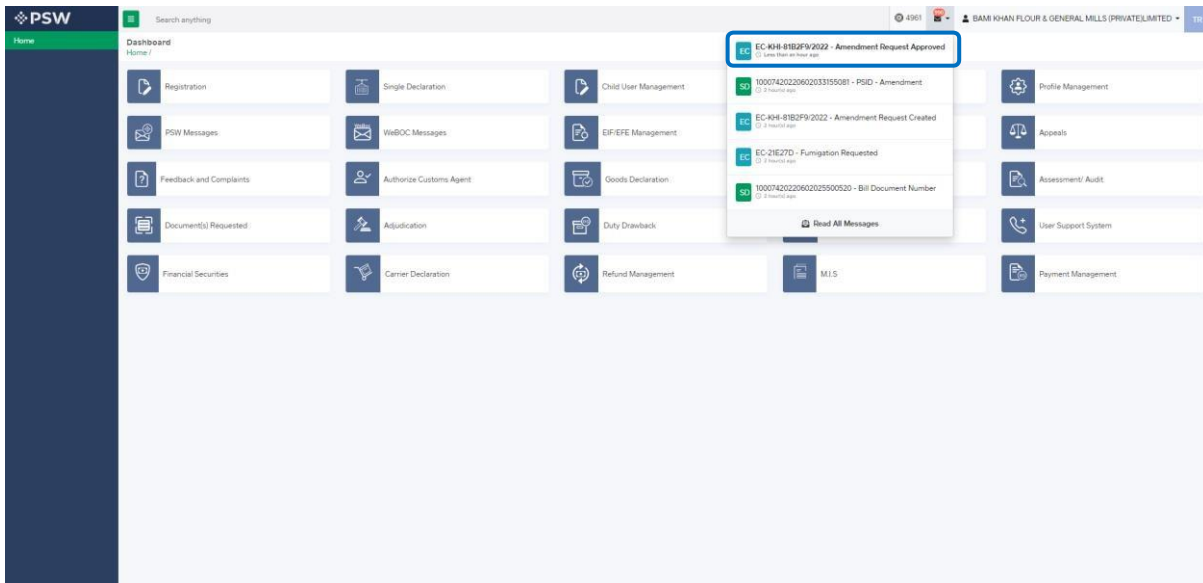


Figure 183

iii. You will be re-directed to the inbox from where you will click on 'View Export Certificate.'

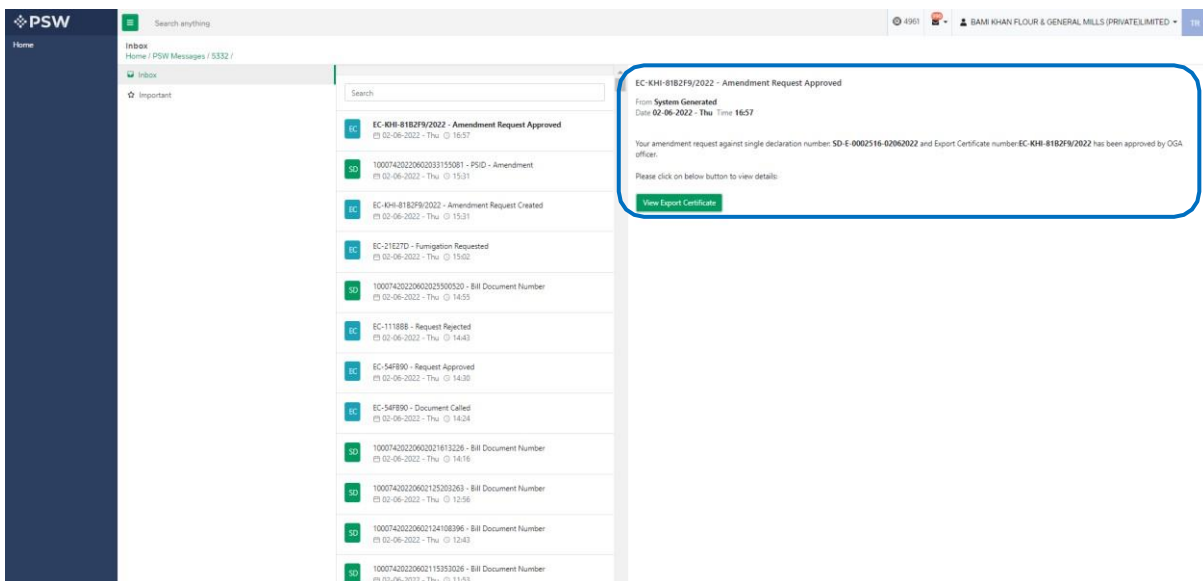


Figure 184

- iv. When you will click on ‘View Export Certificate’ button then approved amended Export Certificate shall appear.

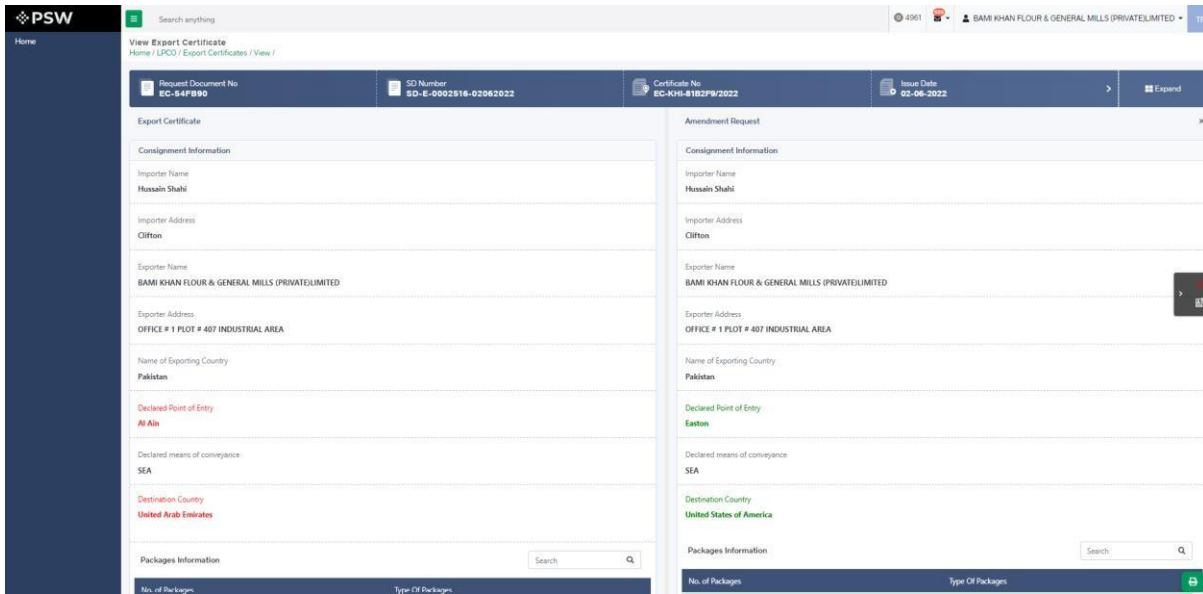


Figure 185

- v. You can click on ‘Print’ button to print Export Certificate in DPP prescribed certificate.

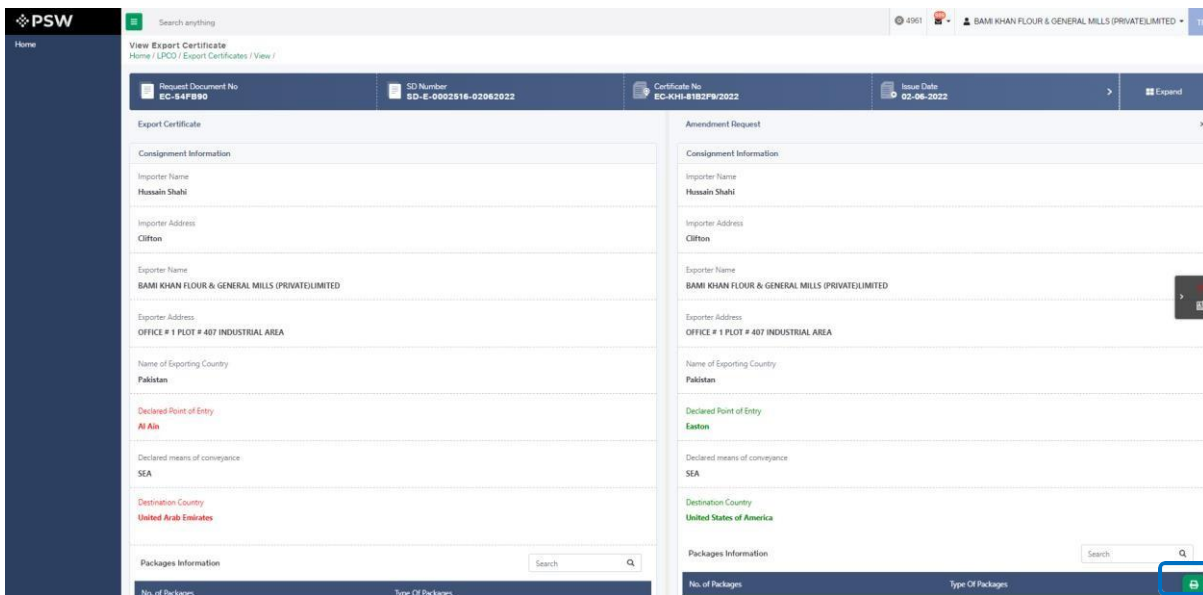




Figure 186

- vi. Upon clicking on 'print' button, a PDF file will automatically download. Here the trader/custom agent will see the updated quantity.

 <p>Government of Pakistan Ministry of National Food Security And Research Department of Plant Protection Jinnah Avenue, Malir Halt, Karachi 75100, Pakistan Ph: +92-21-99248612-15, Fax: +92-21-99248673 E-Mail: Quarantine@plantprotection.gov.pk (Website: www.plantprotection.gov.pk)</p>		<p>DPPQ-Form-28 see rule 9(4) 98(11) and 98(9), 101</p> <p>PHYTOSANITARY CERTIFICATE FOR EXPORT</p> <p>Certificate No: EC-B7053A/2022</p> 
From: Department of Plant Protection of Pakistan		To: Plant Protection Organization of Importing Country
Description of the Consignment		
<p>1. Name and address of Exporter FERTILITY & GENETIC SERVICES (PVT.) LIMITED, 38-EAST, ZAHOOR PLAZA, JINNAH AVENUE BLUE AREA, Islamabad Islamabad Urban</p>		<p>2. Declared Name and address of Consignee New Light Traders Consignee Address</p>
<p>3. Name of produce and quantity declared. ----- Bulbs,100.0000;pieces/items</p>		<p>4. Botanical name of plant. BNOP</p>
<p>5. Number and Description of packages 100.0000;BOXES</p>		<p>6. Distinguishing marks/container no./seal no. TEBT1212121;</p>
<p>7. Declared means of conveyance MCC Export Karachi</p>		<p>8. Place of Origin PAKISTAN</p>
<p>9. Declared Point of entry: China</p>		
CERTIFICATION		
<p>This is to certify that the plants, plant products or other regulated articles described herein have been inspected and / or tested according to appropriate official procedures and are considered to be free from the quarantine pests specified by the importing contracting party and to conform with the current phytosanitary requirements of the importing contracting party, including those for regulated non-quarantine pests.</p>		
Additional Declaration		
Disinfection and/or Disinfection Treatment		
<p>10. Date. 28-02-2022</p>		<p>11. Treatment TC</p>
<p>12. Chemical Nil</p>		<p>13. Duration and Temperature 12</p>
<p>14. Concentration. CC</p>		<p>15. Additional information. qwerty</p>
<p>16. Place of issue Karachi</p>		<p>17. Name of authorized Officer Ebad multi role 11</p>
<p>18. Stamp of Organization.</p>		<p>19. Signature Of Authorized Person</p>
<p>20. Date Issues. 02-03-2022</p>		
<p>No financial liability with respect to this certificate shall attached to department of plant protection, Pakistan or to any of its officer or representatives.</p>		

Note: This is the system generated document and does not require any signature. This document can be verified electronically/Online through the QR code available on the document.

Figure 187

Alternate way to print approved Export Certificate

- i. You can navigate to export Certificate grid and click on 'print' button to print approved amended export certificate in DPP prescribed forms.

The screenshot shows the 'Export Certificate' page in the PSW system. A table lists various export certificates. The first row is highlighted, and a blue box highlights the 'print' icon in the 'Action' column for that row. The table columns are: Request Document Number, Trader Name / Agent Name, Certificate Number, Submitted On, Status, and Action.

Request Document Number	Trader Name / Agent Name	Certificate Number	Submitted On	Status	Action
EC-F889F5	FERTILITY & GENETIC SERVICES (PVT) LIMITED	EC-87053A/2022	02-03-2022	Approved	
EC-C79746	FERTILITY & GENETIC SERVICES (PVT) LIMITED		02-03-2022	Inspection Document Submitted	
EC-A9FF6D	FERTILITY & GENETIC SERVICES (PVT) LIMITED		02-03-2022	Inspection Document Submitted	
EC-DC2C51	FERTILITY & GENETIC SERVICES (PVT) LIMITED		02-03-2022	Assigned to Officer	
EC-DC084B	FERTILITY & GENETIC SERVICES (PVT) LIMITED		02-03-2022	Assigned to Officer	
EC-C8C7DA	FERTILITY & GENETIC SERVICES (PVT) LIMITED		02-03-2022	Assigned to Officer	
EC-2868D3	FERTILITY & GENETIC SERVICES (PVT) LIMITED		02-03-2022	Assigned to Officer	
EC-5838E3	FERTILITY & GENETIC SERVICES (PVT) LIMITED	EC-03366C/2022	02-03-2022	Approved	
EC-DC99EE	FERTILITY & GENETIC SERVICES (PVT) LIMITED	EC-E80610/2022	02-03-2022	Approved	
EC-4D4585	FERTILITY & GENETIC SERVICES (PVT) LIMITED		02-03-2022	Payment Awaited	
EC-644BC5	FERTILITY & GENETIC SERVICES (PVT) LIMITED	EC-6E134Q/2022	02-03-2022	Approved	
EC-68DEDD	FERTILITY & GENETIC SERVICES (PVT) LIMITED		01-03-2022	Assigned to Officer	

Figure 188

Rejection notification

- i. A notification will appear in user's inbox notifying user about export certificate rejection

The screenshot shows the PSW Dashboard for a user named 'SAM KHAN FLOUR & GENERAL MILLS (PRIVATE)LIMITED'. The dashboard contains a grid of service icons such as Registration, Single Declaration, Child User Management, LPDO, Profile Management, PSW Messages, WeBOC Messages, EP/ETE Management, Recoveries, Appeals, Feedback and Complaints, Authorize Customs Agent, Goods Declaration, Financial Instrument, Assessment/ Audit, Document(s) Requested, Adjudication, Duty Drawback, Licenses & Quotas, User Support System, Financial Securities, Carrier Declaration, Refund Management, M.I.S., and Payment Management. A notification icon (bell) is highlighted with a red box in the top right corner of the dashboard area.

Figure 189

ii. You will click on a particular notification

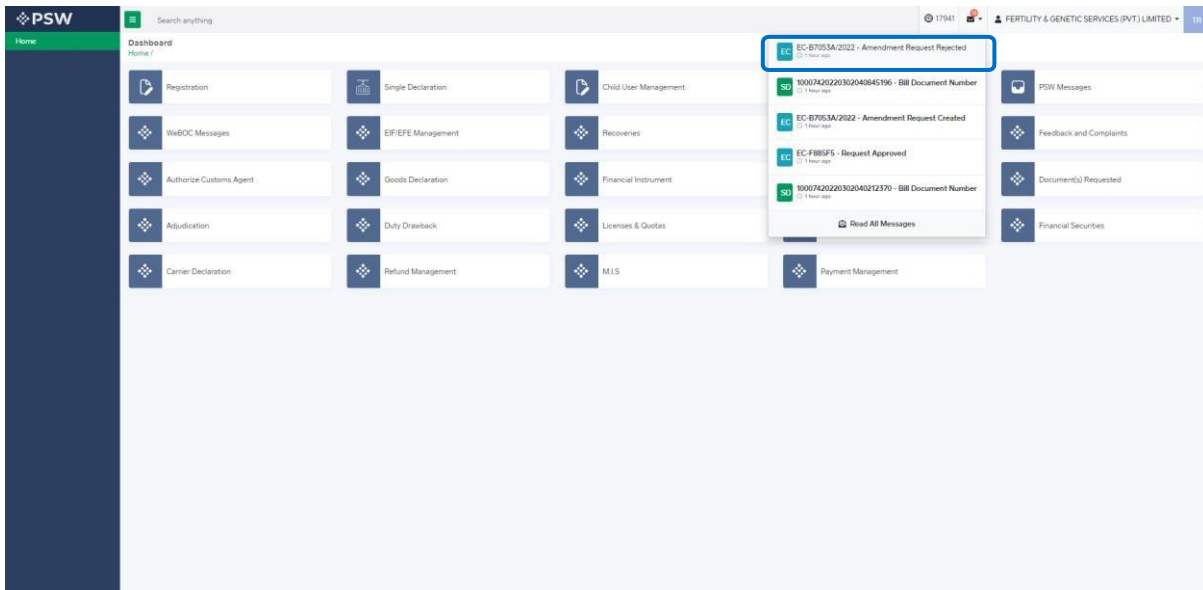


Figure 190

iii. When You will click on 'View Export Certificate, you will be redirected to the inbox screen from where you can click on 'View Export Certificate' button to view rejected Amendment Export Certificate.

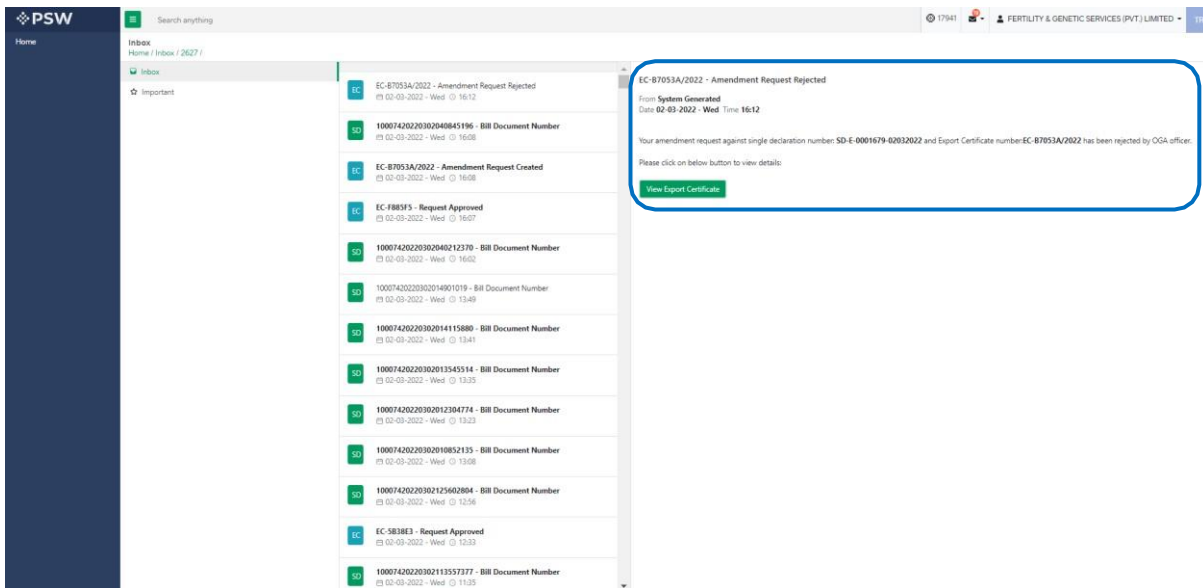


Figure 191

- iv. When you will click on View export certificate button then rejected export certificate will open where you can view officer remarks.

The screenshot shows the PSW interface for viewing an export certificate. The document is identified as 'Request Document No. EC-111888' with an 'SD Number' of 'SD-E-0002513-02062022' and an 'Issue Date' of '03-06-2022'. The status is 'Rejected'. The consignment information includes: Importer Name 'Hussain Shahi', Importer Address 'Clifton', Exporter Name 'BAMI KHAN FLOUR & GENERAL MILLS (PRIVATE)LIMITED', Exporter Address 'OFFICE # 1 PLOT # 407 INDUSTRIAL AREA', Name of Exporting Country 'Pakistan', Declared Point of Entry 'Al Ain', Declared means of conveyance 'AIR', and Destination Country 'United Arab Emirates'. The packages information table shows 10 packages of type 'KGS'. The commodity information table is partially visible at the bottom.

Request Document No.	SD Number	Issue Date	Status
EC-111888	SD-E-0002513-02062022	03-06-2022	Rejected

Consignment Information			
Importer Name Hussain Shahi	Importer Address Clifton	Exporter Name BAMI KHAN FLOUR & GENERAL MILLS (PRIVATE)LIMITED	Exporter Address OFFICE # 1 PLOT # 407 INDUSTRIAL AREA
Name of Exporting Country Pakistan	Declared Point of Entry Al Ain	Declared means of conveyance AIR	Destination Country United Arab Emirates

Packages Information	
No. of Packages	Type Of Packages
10	KGS

Commodity Information				
HS Code + Product Code	Name of Commodity	Quantity	UOM	Status

Figure 192

8. Acronyms & Abbreviations

S.No.	Acronyms	Definition
1.	EC	Export Certificate
2.	IP	Import Permit
3.	LPCO	License, Permits, Certificates and Others
4.	NSW	National Single Window
5.	OGA	Other Government Agency
6.	PSW	Pakistan Single Window
7.	SD	Single Declaration

9. Contact Information Need any assistance?

Please feel free to contact us as:

Email: support@psw.gov.pk

Phone: 021-111-111-779